

The CAS logo is rendered in a large, white, outlined font. The letters are bold and blocky, with a slight shadow effect. The background of the entire page is a blue and white geometric pattern of overlapping rectangles and lines, creating a sense of depth and structure.

# CAS

WE WEIGH THE WORLD™  
**2025**

## Product Catalog

**Industrial & Commercial Scales • POS Products • Load Cells & Mounts**

800.223.4227

[sales@cas-usa.com](mailto:sales@cas-usa.com)

[www.cas-usa.com](http://www.cas-usa.com)

---

Global Manufacturer of Commercial & Industrial Scales  
Authorized CRS Distributor

# Table of Contents

## General Information

Locations by Region .....	5
Ordering Information.....	6
Warranty, Repairs & Returns.....	7
MAP Policy.....	10

## Label Printing Scales

CL7200 Series.....	11
CL5500 Series.....	12
★ CL3000 Series.....	13
LP-1000N Series.....	14
Labels.....	16

## Price Computing Scales

S-2000 Series.....	17
S2000 Jr Series.....	18
ER Jr Series.....	20
EB Series.....	21
AP-1 Series.....	22

## Portion Control Scales

SW-1/SW-1Z Series.....	24
SW-1W Series.....	25
PW-II Series.....	26

## POS Interface Scales

SW-RS Series.....	27
PDN Series.....	28
PD-2Z Series.....	29
Interface Cables.....	30

## POS Products

★ Terminals.....	31
★ Sam4S POS Software.....	33
★ ECR.....	33
★ Tablets.....	34
★ Printers.....	34
Cash Drawers.....	36
Accessories.....	36

## Balances

XE Series.....	38
----------------	----

## Bench/Platform Scales

BW Series.....	39
DL Series.....	40
ED Series.....	41
PB Series.....	42
GW Series.....	43
Enduro DXL Series.....	46
Enduro HC Series.....	47

## Checkweighers

Enduro GP Series.....	48
Enduro Extreme.....	49

## Portable Scales

Transit 2 Series.....	50
CWP.....	51

## Floor Scales

HFS Series.....	52
Real Deal! Floor Scale Package.....	53

## Floor Scales

HFS-SS Series.....	54
HFS Lift Deck Series.....	55

## Drum Scales

R2-1000.....	56
--------------	----

## Indicators

CI-200 Series.....	60
CI-2001 Series.....	61
CI-100A.....	62
X320 Series.....	63
R400 Series.....	64

## Controller

CAS Tracker.....	66
------------------	----

## Printers

Printers.....	68
---------------	----

## Counting Scales

EC-2 Series.....	70
SC Series.....	71

# Table of Contents

## Pallet Jack Scales

CPS Series..... **72**

## Wheel Weighers

RW-S/RW-L Series..... **73**

## Axle Weighers

RW-X200 Series..... **74**

RW-X300 Series..... **75**

## Remote Displays

CAS D732/841..... **76**

Beacon Series..... **77**

## Crane Scales

NC-1 Series..... **78**

Caston II Plus..... **79**

Caston III Plus..... **80**

CCB Series..... **81**

TM Series..... **82**

## Tank Mounts

CAS-SBM Series..... **83**

CAS-5304LB Series..... **87**

CAS-5304B Series..... **89**

CAS-59M Series..... **91**

CAS-5205 Series..... **94**

CAS-5213 Series..... **95**

CAS-23M Series..... **97**

CAS-RTM Series..... **99**

CAS-SB8M Series..... **100**

CAS-82M Series..... **101**

CAS-16M Series..... **103**

CAS-03M Series..... **105**

CAS-412M Series..... **107**

CAS-6620 Series..... **108**

★ CAS-TWM Series..... **110**

CAS-SP9M Series..... **112**

CAS-94M Series..... **114**

CAS-TSA Series..... **115**

J-Box - Summing Card & Cable..... **116**

## Load Cells

CAS-SBA Series..... **119**

CAS-SB Series..... **120**

CAS-ULB Series..... **122**

CAS-UB6 Series..... **123**

CAS-UB1 Series..... **124**

BCA Series..... **125**

BCM Series..... **126**

CAS-22 Series..... **127**

CAS-40 Series..... **128**

CAS-42 Series..... **129**

CAS-50SS Series..... **130**

CAS-50 Series..... **131**

CAS-50A Series..... **132**

CAS-50B Series..... **133**

CAS-40SS Series..... **134**

CAS-HPS Series..... **135**

CAS-60040 Series..... **136**

BSA Series..... **137**

CAS-23 Series..... **138**

CAS-SB14 Series..... **140**

CAS-SB4 Series..... **141**

CAS-745 Series..... **142**

CAS-SB8 Series..... **143**

CAS-16 Series..... **144**

CAS-58 Series..... **146**

CAS-5103 Series..... **147**

CAS-Q50 Series..... **148**

CAS-412 Series..... **149**

CAS-SP9 Series..... **150**

CAS-94 Series..... **151**



For up to date pricing & inventory,  
please visit [www.cas-usa.com](http://www.cas-usa.com)

# Locations by Region

## Corporate Office

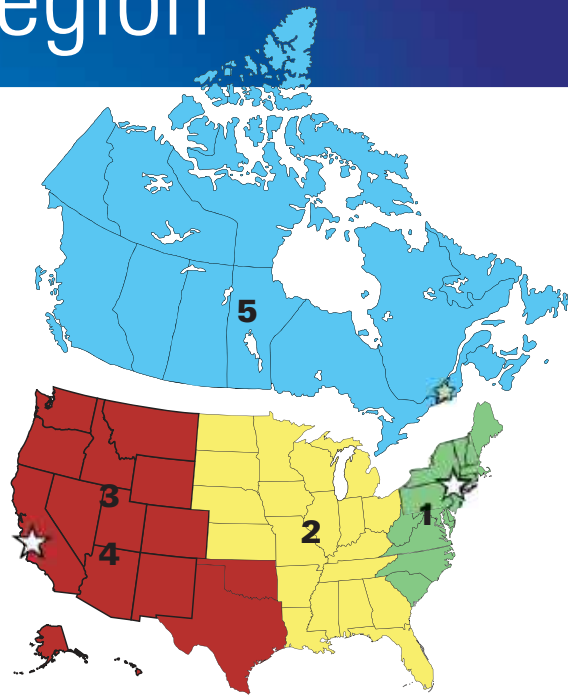
99 Murray Hill Parkway  
East Rutherford, NJ 07073  
(800) 223-4227  
(201) 933-9002  
(201) 933-9025 Fax  
www.cas-usa.com  
sales@cas-usa.com

- Shipping
- Technical Support & Service
- Will Call

## Western Office

15910 Valley View Ave Unit C5  
La Mirada, CA 90638  
(888) 943-7788  
(714) 760-4770  
(310) 763-9369 Fax

- Shipping
- Technical Support & Service
- Will Call



## 1 Northeastern Regional Sales Manager

**800-223-4227**

Fax: (201) 933-9025  
sales@cas-usa.com

## 2 Central Regional Sales Manager

**Dan Ashcraft**

Cell: (317) 509-7304  
dan@cas-usa.com

## 3 West Regional Sales Manager - Scales

**Jessie Mandujano**

Cell: (551) 486-3661  
jessie@cas-usa.com

## 4 West Regional Sales Representative - POS

**Fred Carrillo**

Cell: (619) 252-2912  
fcarrillo@cas-usa.com

## 5 Canadian Sales

**British Columbia, Alberta, Saskatchewan, & Manitoba**

**CAS Retail & Industrial Product Line**

**800-223-4227**

Fax: (201) 933-9025  
sales@cas-usa.com

**Ontario, Quebec, Newfoundland, & Nova Scotia**

**CAS Retail Product Line \***

Vic-Tek is the official distribution partner in Eastern Canada from Ontario to Nova Scotia, for our retail Measurement Canada approved line of commercial products.

- Faster shipping times - Save time in getting CAS products to your customers
- Less hassle with customs and duty fees
- Calibration and sealing of all MC approved scales
- Two points of contact for support - CAS & Vic-Tek

**Vic-Tek**

5623 Chemin St. Francois  
Montreal, QB H4S 1W6  
(514) 337-5544  
admin@vic-tek.com

**CAS Industrial Product Line**

**800-223-4227**

Fax: (201) 933-9025  
sales@cas-usa.com

# Ordering Information

For up to date Terms and Conditions, please visit [www.cas-usa.com](http://www.cas-usa.com)

- **Who Can Order:** You must be an approved CAS Dealer to purchase directly from CAS at reseller pricing. To become an approved dealer, please contact CAS at (800) 223-4227 or [www.cas-usa.com](http://www.cas-usa.com) for more information.
- **Prices** are current at the time this catalog is released. Prices and/or specifications are subject to change without notice. **For the most up to date pricing and availability, call (800) 223-4227 or visit [www.cas-usa.com](http://www.cas-usa.com).** CAS is not responsible for typographical errors. Prices are in USD.
- **Payment Terms:** Net 30 for credit approved Dealers, COD, CBS (Cash before shipping).
- **Payment Methods:** ACH, Visa, Mastercard, American Express, Discover, Wire Transfers, Cash, & Checks that are made payable to CAS Corporation, 99 Murray Hill Parkway, Unit A, East Rutherford, NJ 07073. Credits will be issued for any overpayments, returns, warranties, etc.
- **Demo Program:** CAS does not offer a formal demo model program. For any product valued below \$500, it is suggested for the dealer to purchase the item for their demo stock.
- **Shipping/Freight:** Most stock item orders that are received before 3:00 PM are shipped the day they are received. Any order that will be shipped via freight will be shipped within one business day (weather conditions permitting). Shipping charges will be added to the invoice.
- **Third Party Freight Billing:** Dealers may opt to use third party billing. Please provide your UPS or FedEx account number when ordering. Insurance fees will be added to the final invoice unless otherwise specified in writing.
- **Lead Time:** It is the policy of CAS Corporation to provide same day shipping for most products. Due to the nature of some industrial scale products and the numerous configurations that can be used in industrial applications, please contact a customer service representative for lead time information.
- **Special Orders:** A 50% deposit of the total invoice is required for special orders. A special order is an order for any non-stock item(s) and/or any item(s) that is factory ordered specifically for you. Special orders can not be returned for any reason.

## To Place an Order:

The following methods are available for your convenience:

1. Telephone - **(800) 223-4227**
2. Website - **[www.cas-usa.com](http://www.cas-usa.com)**  
(via dealer portal - registration required)
3. Email - **[sales@cas-usa.com](mailto:sales@cas-usa.com)**
4. Fax - **(201) 933-9025**

CAS recommends placing orders via email, fax, or online at [www.cas-usa.com](http://www.cas-usa.com). We do accept verbal orders but will not be held responsible for any errors.

- **International Shipping:** Import duties and taxes may be imposed separately from your CAS invoice. When possible, use a customs broker to assist.
- **Drop Shipments:** CAS provides drop shipping to all Authorized Dealers and their customers. In the event of suspected product failure, it is the responsibility of the selling dealer to provide technical support and/or provide limited technical phone support (See Technical Phone Support Guidelines). If on-site support is required, it is the responsibility of the Dealer to make all the necessary arrangements to properly support the end-user. *Any charges incurred by incorrect shipping addresses will be invoiced back to the dealer.*
- **Signature Releases** - CAS does not require signature releases on any shipment unless requested by the customer. All signature release requests must be included on your purchase order.
- **Canceling Order After Shipment** - If an order is canceled after it has been shipped, you will still be responsible for any freight charges incurred by CAS including original shipping charges, change fee, and return fee, etc.

**Place orders online at [www.cas-usa.com](http://www.cas-usa.com)  
Order any time of day or night at your convenience**

# Warranty, Repairs & Returns

- **CAS/Dealer Partnership:** Dealer partners are critical to helping sell and support CAS products throughout the USA and Canada. In return, CAS is committed to supporting dealers with high quality products and technical support, so that they can achieve the highest profit margins available today in the weighing and measurement industry.

CAS Corporation makes its products available through multiple channels via Authorized Servicing Dealers or Authorized Non-Servicing Dealers.

- **Servicing Dealer Attributes:** To be considered an Authorized CAS-USA Servicing Dealer, all of the following attributes must be met, otherwise a dealership will be designated as an Authorized Non-Servicing Dealer:

- Service Technician(s) on staff
- Building/Shop
- Provide Field Support
- Responds to customers technical inquiries
- Provide superior customer service which includes product knowledge, order management and product return management.

- **Obligations of Servicing Dealer**

- Must provide superior customer service which includes product knowledge, order management, and product return management.
- Technical support including both phone, email, & on-site to the end-user customer is the responsibility of the Authorized Servicing Dealer. This includes drop shipments. If the Authorized Servicing Dealer's customer calls, emails, or chats CAS for technical support, the customer will be directed back the Servicing Dealer.



- **Obligations of Non Servicing Dealer**

- Must provide superior customer service which includes product knowledge, order management, and product return management.
- Can sell only products in product groups outlined in the signed Dealer Agreement if productized services as outlined below are not advertised.
- Non-Servicing Dealers must include productized services on specified products in the current CAS Product Catalog and/or CAS website (eg. CL Works Pro - Database Set Up, CL Series wireless setup, Installation & Calibration, etc.). Productized services are to be performed by a CAS Authorized Servicing Dealer local to the selling dealers end-user customer or a representative of CAS. The productized services list is available at [www.cas-usa.com](http://www.cas-usa.com) or call 800.223.4227
- CAS Corporation will provide limited technical support - basic troubleshooting, initial set up questions, basic user procedures. If on-site support is required, it is the responsibility of the selling dealer to make all the necessary arrangements with a local servicing dealer to properly support the end-user. Warranty issues will be addressed on a case by case basis.

## Warranty

- All scales covered under the original CAS warranty period (See CAS Limited Warranty Period list) will be repaired or replaced free of charge in the case of defects in material and/or workmanship providing the CAS product and/or part was installed by a trained Authorized CAS Dealer.
- The CAS warranty covers equipment that has been installed and tested by an authorized scale technician/reseller. This includes drop shipments. In the event of a suspected malfunction, the on-site dealer must work with the CAS Service Department to determine the cause of the malfunction and the steps necessary to repair or replace the defective unit.
- Parts (including print heads) and repairs are covered under a 90 day limited warranty period. Only stainless steel, hermetically sealed load cells in wash down applications are covered under the CAS Limited Warranty program.
- Rechargeable battery warranty is 90 days. Batteries are a consumable item which degrade with time and use. CAS will replace the rechargeable battery if it is determined to be defective within 90 days from the date of purchase.

# Warranty, Repairs, & Returns

CAS Corporation is the sole arbiter in determining if a CAS product or part requires warranty repair.

- **Calibration:** Calibration procedures can be obtained by either calling (800) 223-4227 or visiting [www.cas-usa.com](http://www.cas-usa.com). Match calibration is available as an option for drop ship requirements. Match calibration does not indicate that the scale has been certified for commercial use. All commercial applications require that the scale be installed by a licensed scale service technician according to your local weights and measures regulations. **Please note: Calibration is not covered under warranty.**
- **Out of Box Failures:** Any CAS product that does not operate as advertised, whether it was sold as a factory calibrated unit or as a scale that requires scale calibration in order to be put in service, will be deemed an out of box failure (OBF). If you believe you have an OBF, please contact technical support at 800.223.4227. If the product is determined to be an out of box failure, you will be issued an RA# along with a return shipping label for non-freight products. You must submit a purchase order for the replacement scale referencing the OBF RA#. Full credit on the OBF product will be issued once the unit arrives and is inspected by a CAS technical support representative. CAS reserves the right to contract with an authorized trained service representative to diagnose/repair any suspected OBF product in the field.
- **International Shipping:** CAS Corporation is not responsible for any freight charges on any international warranty claims. The dealer assumes all responsibility.
- **Warranty Period for Inventoried Products:**
  - **One year warranty period:** 18 months from shipment or 12 months from installation - whichever comes first. From 12 months to 18 months, a dealer's customer sales invoice must be provided.
  - **Two year warranty period:** 30 months from shipment or 24 months from installation - whichever comes first. From 24 months to 30 months, a dealer's customer sales invoice must be provided.

## Repairs

- **Repair Policy:** It is the policy of CAS Corporation to repair and ship all repairs within 5 days of receipt. The above mentioned turnaround time assumes the unit was sent with all required documentation and is subject to CAS verification of warranty. In the unusual case of a delay in service resulting from a parts backorder, insufficient documentation, missing parts, etc., the Dealer will be contacted immediately and given an estimated turnaround time. On warranty repairs, the Dealer/Customer is responsible for shipping to CAS Corporation. CAS Corporation is responsible for return shipment to Dealer/Customer. Scales that are returned for repair will be held for 90 days after a quote has been submitted to the dealer for approval. CAS will not keep possession of a dealer's product for more than 90 days.
- **Parts & Labor:** Charges for replacement parts used for warranty repair will not apply if the repair is done at CAS Corporation facility. If a Dealer replaces a warranty part in the field, the Dealer will be given the credit for the cost of the part, assuming the defective or damaged part is returned with the proper scale information under a return authorization number (RA #) for the part. **CAS does not reimburse Dealers (or others) for their travel time and/or labor when performing a warranty repair in the field.**
- **Labor Rates:**
  - In-house service repair: 80.00/hr (min. 1 hour)
  - In-house evaluation: 80.00/hr (min. ½ hour)Evaluation fees are waived if you elect to proceed with a repair. Labor charges do not apply to repairs that are done under warranty.

All billable repairs must be agreed to in writing, (eg. email, signed estimate, etc.) before work will begin.

## Returns

- **Returns:** No merchandise may be returned without prior authorization from CAS Corporation.
  - All returns must be arranged in advance by CAS Corporation's Technical Service Department.
  - All returns must have a Return Authorization (RA) number displayed prominently on the shipping box.

For up to date Terms & Conditions and Warranty, Repairs, & Returns, please visit [www.cas-usa.com](http://www.cas-usa.com)



# Warranty, Repairs, & Returns

- All returns for credit, replacement or repair must refer to the RA# supplied. RA Forms must be filled out completely and included with your return shipment. PLEASE BE ADVISED: The issuance of an RA# does not insure credit will be given. All returns are evaluated upon receipt to determine the amount of credit, if any, will be given.
  - Merchandise sold on a non-returnable basis may not be returned. (See Non-Returnable Products)
  - Return authorizations are only given to authorized dealers. End-users can ship directly to CAS Corporation as long as all return authorization shipping guidelines are communicated to the dealer.
  - *All returns are subject to a minimum re-stocking fee of 15%.* New scales returned without original packaging and/or accessories, manuals, etc., will be subject to a higher restocking fee. Credit will not be given on any product(s) returned that can not be refurbished and re-sold as new.
  - Freight charges will not be credited on any RA return approved for credit for any reason unless the return is to due an out of box failure.
  - Returns must be made within 30 days of the issuance of the Return Authorization to be eligible for credit.
  - CAS is not responsible for any loss of data. Please back up data, if applicable, before returning the scale.
  - **Non-Returnable Products:** The following items can not be returned for any reason:
    - Used scales
    - Special Orders
    - Products purchased 6 months or greater past the purchase date.
  - **Shipping Damage Claims Procedures:** Inspect merchandise as soon as delivery is received. If the merchandise appears to be damaged, please refuse delivery.
    - Contact CAS at (800) 223-4227 within 5 business days of receiving shipment
    - CAS will file a claim with the carrier
    - CAS will ship a replacement product.
- If concealed loss or damage is discovered -
- Save all items pertaining to the shipment including the product, original box, and any other packaging material in which the product arrived.
  - Contact CAS at (800) 223-4227 within 5 business days

## CAS-USA LIMITED WARRANTY PERIOD

Model	Years	Model	Years
AP Series	2	Mounts	1
Beacon Series	2	NC-1 Series	2
BW Series	2	PB Series	1
Caston II Plus	2	PDN	2
Caston III Plus	2	PD-2Z	2
CCB Series	2	Printers	
C320	2	- DT2X/4X	1
CI-100A	2	- ZX1200/1300	1
CI-200 Series	2	- TMU295	1
CI-2001 Series	2	PW-II	1
CL Series	1	R2 Series	2
CPS 1/2	2	R400 Series	2
CPS Plus	2	RW-S/L	2
CRD Series	2	RW-X200/300	1
CWP	2	S-2000	2
D732/D841	2	S2000 Jr	2
DL Series	2	SC Series	2
EB Series	2	SW Series	1
EC-2 Series	2	SW-Z Series	1
Enduro Series	2	SW-RS Series	1
ED Series	2	SW-1W Series	1
ER Jr	1	TM Series	2
GW Series	2	Tracker	1
HFS Series	2	Transit 2	1
HFS-SS Series	1	X320	2
Load Cells	1	XE-Series	2
LP-1000N/NP	1		

of receiving shipment

- CAS will file a claim with the carrier
- CAS will ship a replacement product.

It is important that all claims must be made within 5 business days of delivery. For more details on shipping damage claims procedures, please visit [www.ups.com](http://www.ups.com), [www.fedex.com](http://www.fedex.com) or call (800) 223-4227.

- **Dealer Support:** For service or support, call (800) 223-4227 or go to [www.cas-usa.com](http://www.cas-usa.com) and log into the **Authorized Dealers** section of the website. If you do not have a login account set up, please visit [www.cas-usa.com](http://www.cas-usa.com) and click on Create Dealer Account under the Account link in the header.

# MAP Policy

CAS Corporation has established a Minimum Advertised Price (MAP) policy to protect the value of the CAS brand, as well as the interests of our valued authorized re-selling partners. CAS understands that the re-seller is not required to abide by this MAP policy, however, CAS has the right to cease all sales to any reseller that chooses to advertise CAS products below MAP.

This policy has been unilaterally adopted by CAS Corporation and applies to all CAS Resellers.

**CAS Authorized resellers and their customers, if applicable**, cannot advertise CAS products (including options and parts) lower than the prices as stated in this MAP Policy. This policy applies to all commercial advertising placements, print ads, broadcast, direct mail, faxes, Internet, email, etc. CAS Authorized reseller's Internet website and their customer's Internet websites are considered to be advertising, and as such are subject to the CAS MAP Policy.

It is the responsibility of a CAS Authorized Reseller that sells to a sub-dealer, to monitor the advertised prices of the sub-dealer. If the sub-dealer is advertising below MAP, the Authorized reseller must inform their sub-dealer to adjust advertised pricing to meet or exceed MAP levels. A sub-dealer is defined as a CAS Authorized Reseller's customer that re-sells CAS products.

The CAS MAP Policy does not in any way restrict the dealer's actual selling price, and does not include refurbished or used products. It does apply to any activity which CAS determines, in its sole discretion, is designed or intended to circumvent the intent of the CAS MAP Policy.

The CAS Authorized Reseller may not make any statements or comments on its website in connection with any CAS MAP Product(s) that indicates or implies that a lower price may be found during online checkout process, including, but not limited to the following:

- Click for price • Click here for lower price • See price in cart
- Add to cart for lower price • Check cart for lower price
- Price to low to advertise • Click for coupon

Any CAS product being sold as used, used like new, open box, etc., must show the image of the actual scale being sold. If multiple used CAS products are available for sale, the actual images must be shown with each individual scale. The serial number(s) must be shown in the product description.

Parts cannot be sold on any third party website, including Amazon, eBay, Walmart, etc. Exceptions: options and accessories including AC adapters, interface cables, fish platters, produce platters, printers, remote displays, and scanners.

Each CAS product must stand on its own with the proper assigned model number. Bundling a CAS product together with other CAS products or non CAS products is a violation of this MAP policy.

The CAS MAP Policy does not apply once an item is placed in a customer's "shopping cart" on an Internet website. Once the pricing is associated with the end user's intent to purchase, the price is deemed the "selling price" and will fall outside the CAS MAP policy.

If a substitute model number is used, the advertised price must still be at MAP levels.

Failure to comply with the CAS MAP policy may result in the suspension of your CAS dealership status. Once notified, a dealer has a 24 hour period to update pricing to MAP levels.

- 1st offense - Immediate suspension of any orders until dealer is in compliance with MAP.
- 2nd offense - CAS will suspend all sales for a period of 30 days.
- 3rd offense - CAS will suspend all sales indefinitely.

If you have any questions on this MAP Policy, please call your sales representative or (800) 223-4227.



**MAP Pricing can be found on the product pages.**

# CL7200 Series

## Touchscreen Label Printing Scale

- 30, 60 lb, & 300 lb (Remote Platform) Capacities - Dual Range
- 10.2" Touchscreen display - 7" Customer side display
- 4,000 PLU's with Direct Ingredient Message in PLU data file
- 99 Category Keys x 20 Pages x 72 Keys Max (1 x 1 Size)
- 45 "Ready" Made and up to 20 Custom Formats
- Multiple Barcode Formats • USB or PC Firmware Upgrades
- CL-Works Pro Software Available for Download
- Approvals: NTEP - 17-096 / Measurement Canada - AM-6087
- Country of Origin: South Korea



▲ CL7200U



▲ CL7200P

Retail

		30 lb Models	60 lb Models	Model	Overall Size	Platter Size
Capacity & Resolution	lb	15/30	30/60	CL7200U	16.14 x 19.68 x	14.96 x 9.84
		0.005/0.01	0.01/0.02	CL7200P	16.14 x 19.68 x 17	14.96 x 9.84
	kg	6/15	15/30	CL7200PH	-	20.25 x 15.5
		0.002/0.005	0.005/0.01			

All sizes: in inches / W x D x H

### MODELS - CL7200 Series - Available for all dealers - Please call for requirements

Item #	Model	Est. Ship Weight	List Price
<b>NTEP Approved Models</b>			
CL7200U-30W	CL7200 - 30 lb capacity - Ethernet and Wireless	32 lbs	2,895.00
CL7200U-60W	CL7200 - 60 lb capacity - Ethernet and Wireless	32 lbs	2,895.00
CL7200P-30W	CL7200 - 30 lb capacity - Ethernet and Wireless, with Pole	32 lbs	2,895.00
CL7200P-60W	CL7200 - 60 lb capacity - Ethernet and Wireless, with Pole	32 lbs	2,895.00
CL7200PH-60	CL7200 with Remote Platform - 60 lb capacity (NTEP Pending)	53 lbs	3,795.00
CL7200PH-300W	CL7200 with Remote Platform - 300 lb capacity	53 lbs	3,795.00
<b>Measurement Canada Approved Models</b>			
CL7200-U15KGW-CA	CL7200 - 15 kg capacity - Ethernet and Wireless	32 lbs	2,895.00
CL7200-U30KGW-CA	CL7200 - 30 kg capacity - Ethernet and Wireless	32 lbs	2,895.00
CL7200-P15KGW-CA	CL7200 - 15 kg capacity - Ethernet and Wireless	32 lbs	2,895.00
CL7200-P30KGW-CA	CL7200 - 30 kg capacity - Ethernet and Wireless	32 lbs	2,895.00

### OPTIONS

Item #	Description	Ship Weight	List Price
TC74	Fish Pan (shipped with scale*)	32 lbs	85.00
TC74	Fish Pan	5 lbs	85.00
EC71	Label Cartridge	2 lbs	95.00
CL-CUSTOM **	Custom Label setup - Contact Service Dept for Details		From \$80
CL-PLU **	Custom Database Setup		Please Call
CL-LC ***	Default Label Format Change		40.00

For processing applications see CAS Tracker on page 66

- \* Standard platter removed
- \*\* Please call for any custom options
- \*\*\* If a case of labels is ordered with the scale, a roll from the case will be installed

# CL5500 Series



## Label Printing Scale



- 30 & 60 lb Capacity Dual Range
- LCD Displays
- 4,000 PLU's w/Direct Ingredient Messages - Max 2,100 Characters
- 96 Speed Keys (48 keys x 2) / CL5500R/H: 144 Speed Keys (72 keys x 2)
- 45 "Ready" Made and up to 20 Custom Formats
- Multiple Barcode Formats • Flash ROM for Easy Firmware Upgrades
- Works w/CLWorks Pro • Built-in Ethernet / Optional Wireless Networking
- Approvals: NTEP - 07-042A4
- Country of Origin: South Korea

**Please note:** The pole display is not an option. It is a separate model. Once you purchase a CL5500B, you CANNOT attach a pole display.

		30 lb Models	60 lb Models
Capacity & Resolution	lb	15/30	30/60
		0.005/0.01	0.01/0.02
	kg	6/15	15/30
		0.002/0.005	0.005/0.01

Model	Overall Size	Platter Size
CL5500B	16 x 17 x 6.8	15 x 9.6
CL5500R	16 x 17 x 23.9	15 x 9.6
CL5500H	17 x 11.5 x 27.8	17 x 11.5 x 1
CL5500RP	11.8 x 15.7 x 3.5	

All sizes: in inches / W x D x H

### MODELS - CL5500 Series - Available for all dealers - Please call for requirements

Item #	Model	Est. Ship Weight	List Price
<b>NTEP Approved Models</b>			
CL5500B-60NE	CL5500B - 60 lb capacity, includes Ethernet capability	36 lbs	2,245.00
CL5500R-60NE	CL5500R Pole - 60 lb capacity, includes Ethernet capability	36 lbs	2,345.00
CL5500B-60W	CL5500B - 60 lb capacity w/wireless card	36 lbs	2,475.00
CL5500R-60W	CL5500R Pole Model - 60 lb capacity w/wireless card	36 lbs	2,575.00
CL5500B-30NE	CL5500 Bench - 30 lb capacity, includes Ethernet capability	36 lbs	2,245.00
CL5500R-30NE	CL5500 Pole - 30 lb capacity, includes Ethernet capability	36 lbs	2,345.00
CL5500B-30W	CL5500B - 30 lb capacity w/wireless card	36 lbs	2,475.00
CL5500R-30W	CL5500R Pole Model - 30 lb capacity w/wireless card	36 lbs	2,575.00
CL5500H-60NE	CL5500H Hanging - 60 lb capacity, includes Ethernet capability	36 lbs	2,875.00
CL5500H-60W	CL5500H Hanging - 60 lb capacity w/wireless card	36 lbs	3,105.00
CL5500RP-60	CL5500 Remote Platter 60 lb capacity - Dealer Installs	23 lbs	450.00
CL5500RP-60-INS	CL5500 Remote Platter 60 lb capacity - Installed	23 lbs	

Item #	Description	Ship Weight	List Price
TCL2	Fish Pan (shipped w/scale*)	36 lbs	85.00
TCL2	Fish Pan	4 lbs	85.00
ECL1	Label Cartridge	2 lbs	95.00
KCL5	Full Body Protective Cover	1 lb	35.00
PC54	Wireless Network Kit	3 lbs	375.00
KCL3	Keyboard Wet Cover-CL5500B	1 lb	30.00
KCL4	Keyboard Wet Cover-CL5500R	1 lb	30.00

<b>Services</b>			
CL-CUSTOM **	Custom Label setup - Contact Service Dept for Details		From 80.00
CL-PLU **	PLU Database Setup		Please Call
CL-LC ***	Default Label Format Change		40.00
	Data Migration		Please Call

\* Standard platter removed

\*\* Please call for any custom options

\*\*\* If a case of labels are ordered with the scale, a roll from the case will be installed

# CL3000 Series

## Label Printing Scale



& Measurement Canada Approved

- 30 & 60 lb / 15 & 30 kg Capacities Dual Range
- Stores up to 4,000 PLUs
- 45 Standard Label Formats / 20 Custom Label Formats
- 54 Preset Keys • Standard Wifi, Ethernet, RS-232C & USB\*
- USB Program Back-up and Restore • Multiple Barcode Formats
- English, Spanish, or Korean Characters
- CL Series Menu Code System
- Works w/CL Works Pro software package (via download) which includes PLU Editor - Label Editor - Keypad Editor
- Approvals: NTEP - 21-007  
Measurement Canada - AM-6223
- Country of Origin: China

**Please note:** The pole display is not an option. It is a separate model. Once you purchase a CL3000-B, you CANNOT attach a pole display.

		30 lb Models	60 lb Models
Capacity & Resolution	lb	15/30	30/60
		0.005/0.01	0.01/0.02
	kg	6/15	15/30
		0.002/0.005	0.005/0.01

Model	Overall Size	Platter Size
CL3000-B	16 x 17 x 6.5	15 x 9.8
CL3000-P	16 x 18.6 x 21.5	15 x 9.8

All sizes: in inches / W x D x H



CL3000-B ▼



CL3000-P ▼

Retail

### MODELS - CL3000 Series - Available for all dealers - Please call for requirements

Item #	Model	Est. Ship Weight	List Price
<b>NTEP Approved Models</b>			
CL3000-B15W	CL3000 Label Printing Scale, 15 lb Cap, Ethernet & Wireless	20 lbs	1,395.00
CL3000-B30W	CL3000 Label Printing Scale, 30 lb Cap, Ethernet & Wireless	20 lbs	1,395.00
CL3000-B60W	CL3000 Label Printing Scale, 60 lb Cap, Ethernet & Wireless	20 lbs	1,395.00
CL3000-P15W	CL3000 Label Printing Scale, Pole, 15 lb Cap, Ethernet & Wireless	21 lbs	1,495.00
CL3000-P30W	CL3000 Label Printing Scale, Pole, 30 lb Cap, Ethernet & Wireless	21 lbs	1,495.00
CL3000-P60W	CL3000 Label Printing Scale, Pole, 60 lb Cap, Ethernet & Wireless	21 lbs	1,495.00
<b>Measurement Canada Approved Models</b>			
CL3000-B06W-CA	CL3000 Label Printing Scale - 6 kg Cap, Ethernet & Wireless	20 lbs	1,395.00
CL3000-B15W-CA	CL3000 Label Printing Scale - 15 kg Cap, Ethernet & Wireless	20 lbs	1,395.00
CL3000-B30W-CA	CL3000 Label Printing Scale - 30 kg Cap, Ethernet & Wireless	20 lbs	1,395.00
CL3000-P06W-CA	CL3000 Label Printing Scale, Pole, 6 kg Cap, Ethernet & Wireless	21 lbs	1,495.00
CL3000-P15W-CA	CL3000 Label Printing Scale, Pole, 15 kg Cap, Ethernet & Wireless	21 lbs	1,495.00
CL3000-P30W-CA	CL3000 Label Printing Scale, Pole, 30 kg Cap, Ethernet & Wireless	21 lbs	1,495.00

### OPTIONS

Item #	Description	Ship Weight	List Price
TCN2	Fish Pan (shipped with scale*)	32 lbs	85.00
TCN2	Fish Pan	5 lbs	85.00
<b>Services</b>			
CL-LC ***	Default Label Format Change		40.00
CL-CUSTOM **	Custom Label setup - Contact Service Dept for Details		From \$80
CL-PLU **	Custom Database Setup		Please Call
	Data Migration		Please Call

\* Standard platter removed    \*\* Please call for any custom options    \*\*\* If a case of labels is ordered with the scale, a roll from the case will be installed

# LP-1000N Series

## Label Printing Scale



& Measurement Canada **Approved**

- 30 x 0.01 lb Capacity
- Stores up to 4,000 PLUs
- 30 Standard Label Formats • 54 Preset Keys
- Standard RS-232C & USB\* • Auto-Prepack Feature
- Ingredients Printing: Up To 400 Char. per PLU
- Commodity Name: Up To 56 Char. per PLU
- Works w/LPWorks software package (avail via download)
- USB Cable Included (Scale to Computer)  
\*RS232 Serial Cable Not Included
- Approvals: LP-1000N/NP - NTEP - 92-169  
LP-1.6 - Measurement Canada - AM-5590
- Country of Origin: South Korea

Model	Overall Size	Platter Size	Capacity
LP1000N	16.1 x 16.9 x 7.8	15.7 x 9.6	30 x 0.01 lbs
LP1000N-CA			15 x 0.005 kg
LP1000NP	16.1 x 19.3 x 23.6	15.7 x 9.6	30 x 0.01 lbs
LP1000NP-CA			15 x 0.005 kg

All sizes: in inches / W x D (x H)

### MODELS - LP-1000N/LP1000N-CA (LP1.6) Series

Item #	Model	Est. Ship Weight	List Price
<b>NTEP Approved Models</b>			
LP1000N	LP-1000N Label Printing Scale	33 lbs	1,395.00
LP1000NP	LP-1000NP Label Printing Scale, Pole Model	34 lbs	1,495.00
<b>Measurement Canada Approved Models</b>			
LP1000N-CA	LP-1.6 Label Printing Scale for Canada - RS232 Port Only	33 lbs	1,395.00
LP1000NP-CA	LP-1.6 Label Printing Scale for Canada, Pole - RS232 Port Only	34 lbs	1,495.00

Call your sales representative for quantity discounts

### OPTIONS

Item #	Description	Ship Weight	List Price
TS03	Fish Pan (shipped with scale*) - 17" (W) x 11.25" (D)	33 lbs	90.00
TS03	Fish Pan Only - 17" (W) x 11.25" (D)	4 lbs	90.00
KL15	Keyboard Wet Cover	1 lb	30.00
JL12	RS-232C 25 To 9 Pin Cable (Scale To Computer)	2 lbs	30.00
JL11	RS-232C 25 To 25 Pin Cable (Scale To Scale)	2 lbs	30.00

\* Standard platter removed

### PLU Data

Commodity Name, Message, Item Code, Tare Weight, Unit Price, Group Code

### Printing Data

Commodity Name, Message, Packed-on Date, Sell-by Date, Unit Price, Weight Total Price, Store Name & Address  
**Custom Format:** Serial No., Time, PLU No., Group Code



LP-1000N ▼

LP-1000NP ▼

**Please note:** The pole display is not an option. It is a separate model. Once you purchase an LP-1000N, you CANNOT attach a pole display.

For up to date pricing & inventory,  
please visit [www.cas-usa.com](http://www.cas-usa.com)

# Labels

**Free Shipping\*** on quantities of 50 label cases and above - Mix & Match



▲ LST-8000

▲ LST-8010

▲ LST-8020

▲ LST-8030

▲ LST-8040

Item #	Description	Ship Weight (case)	List Price
<b>LP-1000/LP-II/CL-5000/CL-5500/CL-7200/Godex Labels</b>			
LST-8000	58 x 30 mm, Non-UPC (1,000 per roll - 12 rolls per case)	9 lbs	\$49 per case
LST-8000B	58 x 30 mm, Blank (1,000 per roll - 12 rolls per case)		
LST-8010	58 x 40 mm, UPC (700 per roll - 12 rolls per case)		
LST-8010B	58 x 40 mm, Blank (700 per roll - 12 rolls per case)		
LST-8020	58 x 60 mm, UPC/Ingredients (500 per roll - 12 rolls per case)		
LST-8030	58 x 50 mm, Non-UPC/Safe Handling (600 per roll - 12 rolls per case)		
LST-8040	58 x 60 mm, UPC/Safe Handling (500 per roll - 12 rolls per case)		
LST-8050 (For LP-II Only)	64 mm x 205' Continuous Strip, Blank 6 rolls per case	10 lbs	\$82 per case
LST-8052 (For CL Only)	60 mm x 100' Continuous Strip, Blank 12 rolls per case (with 60 mm liner)	9 lbs	\$49 per case
LST-8062	58 x 55 mm, Blank (600 per roll, 12 rolls per case)	9 lbs	\$49 per case
LST-8065	58 x 75 mm, Blank (400 per roll, 12 rolls per case)	9 lbs	\$49 per case
LST-8067	58 x 85 mm, Blank (350 per roll, 12 rolls per case)	9 lbs	\$49 per case
LST-8070	58 x 100 mm, Blank (250 per roll, 12 rolls per case)	9 lbs	\$49 per case
<b>S-2000 Jr. Labels</b>			
LST-8060-18 (For DLP-50)	55 x 25 mm, Blank (550 per roll - 18 rolls per case)	6 lbs	\$45 per case
LST-8000B	58 x 30 mm, Blank (500/roll, 12 rolls/cs)	9 lbs	\$49 per case

\*Mix and Match cases to receive Quantity Discount Pricing

\* Free shipping offer applies only to single orders that are shipped to one location within the continental USA. Shipping fees will be added to cover the cost of residential delivery, lift gate, or any other special delivery requests. *If a loading dock is NOT available, a lift gate charge will be added, regardless if a fork lift is available.* CAS reserves the right to choose shipping carrier and method.



# S-2000 Series

## Price Computing Scale



Measurement Canada **Approved**



▲ S-2000

- 3 Models Available
- VFD Display
- 999 PLU Memory
- Tactile Switch Keyboard
- Stainless Steel Platter
- Approvals: NTEP - 91-141A2  
Measurement Canada - AM-5548 (30 KG only)
- Country of Origin: South Korea

Model		S2000	S2000-60LB	S2000-30KG-CA	S2000	
Capacity & Resolution	lb	0-30 x 0.01 lb	0-30 x 0.01 lbs / 30-60 x 0.02 lbs		Dimensions W x D x H	Inch 15.3 x 14.3 x 6.4
	kg			0-15 x 0.005 kg / 15-30 x 0.01 kg		mm 388 x 364 x 163
					Platter W x D	Inch 11.9 x 13.9
						mm 302 x 353

### MODELS - S-2000 Series

Item #	Model	Est. Ship Weight	List Price
<b>NTEP Approved Models</b>			
S-2000-30	S-2000 30 lbs	22 lbs	565.00
S-2000-60	S-2000 60 lb Dual Range	22 lbs	565.00
<b>Measurement Canada Approved Models</b>			
S2000-30KG-CA	S-2000 30 kg Dual Range	22 lbs	565.00

Call your sales representative for additional quantity discounts

### OPTIONS

Item #	Description	Ship Weight	List Price
TS03	Fish Platter (shipped with scale*) - 17"(W) x 11.25"(D)	23 lbs	90.00
TS03	Fish Platter Only - 17"(W) x 11.25"(D)	3 lbs	90.00
KS06	Keyboard Wet Cover	1 lb	20.00

\* Standard platter removed

Retail

# S2000 Jr Series

## Price Computing Scale



- Bench Model & VFD Pole: 3 Direct PLU's & 197 Indirect PLU's
- LCD Pole Model: 36 Direct PLU's & 164 Indirect PLU's
- Soft Touch Tactile Switch with Rubber Keypad
- LCD w/Backlight
- Rechargeable Battery (LCD & VFD Models)
- AC Power Cord Included
- Stainless Steel Platter
- Kg/lb/oz Switchable
- Approvals: NTEP - 06-013 (S2000 Jr Series)
- Country of Origin: China



▲ S-2000 Jr LCD



▲ S-2000 Jr LCD w/Pole Display

Model		S2JR15	S2JR30	S2JR60
Capacity & Resolution	lb	0 - 6 x 0.002 lbs	0 - 15 x 0.005 lbs	0 - 30 x 0.01 lbs
		6 - 15 x 0.005 lbs	15 - 30 x 0.01 lbs	30 - 60 x 0.02 lbs
	oz	0 - 80 x 0.05 oz	0 - 200 x 0.1 oz	0 - 400 x 0.2 oz
		80 - 160 x 0.1 oz	200 - 400 x 0.2 oz	400 - 1000 x 0.5 oz
	kg	0 - 3 x 0.001 kg	0 - 6 x 0.002 kg	0 - 15 x 0.005 kg
		3 - 6 x 0.002 kg	6 - 15 x 0.005 kg	15 - 30 x 0.01 kg

		S2JR Bench	S2JR Pole
Dimensions W x D x H	In	13 x 13.6 x 4.2	13 x 15.2 x 16.2
	mm	330 x 346 x 107	330 x 386 x 413



◀ **Optional DT2X Label Printer**  
Overall Size: 3.94(W)x8.58(D)x6.77(H)

## MODELS - S-2000 Jr/ER Jr Series

Item #	Model	Est. Ship Weight	List Price
<b>NTEP Approved Models</b>			
S2000JR-15L	S2000 Jr 15lb w/LCD	12 lbs	299.00
S2000JR-30L	S2000 Jr 30lb w/LCD	12 lbs	299.00
S2000JR-60L	S2000 Jr 60lb w/LCD	12 lbs	299.00
S2000JR-15LP	S2000 Jr 15lb w/LCD Pole Display	14 lbs	359.00
S2000JR-30LP	S2000 Jr 30lb w/LCD Pole Display	14 lbs	359.00
S2000JR-60LP	S2000 Jr 60lb w/LCD Pole Display	14 lbs	359.00

Call your sales representative for quantity discounts

## OPTIONS

Item #	Description	Ship Weight	List Price
TS22	Fish Platter (shipped with scale*)	17 lbs/19 lbs	90.00
TS22	Fish Platter Only - 14.5" (W) x 10.5" (D)	4 lbs	90.00
TS23	Produce Platter Only - 15" (W) x 10.5" (D)	4 lbs	105.00
KS21	Full Body Protective Cover	1 lb	21.00
DT2X-01	DT2X Label/Receipt Printer w/USB & JS21 Serial Cable	5 lbs	395.00

\* Standard platter removed

# S2000 Jr Series

## Label Formats

Give your customer some simple label solutions for the S2000 Jr Price Computing Scale and Godex DT2X Direct Thermal Label Printer. Choose from one of four available formats.

- Weight, Unit Price, & Total Price plus Header: "Thank You" & Footer: "Have a Nice Day!"
- Weight, Unit Price, & Total Price plus Custom Header/Footer
- Weight, Unit Price, & Total Price plus Time/Date and Custom Header/Footer
- Weight, Unit Price, & Total Price plus Time/Date and/or Tare, Custom Header/Footer

The label format will be loaded to the Godex DT2X and tested prior to shipping. Don't forget to order a case of LST-8000B labels. *Other customized fields and blank die-cut labels available.*

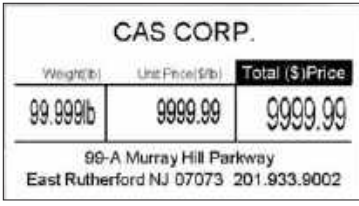
### Label Formats

Item #	Model	Printer	List Price
LST-8000B-001	S2000 Jr Label Format, includes weight, unit price, & total price Unit switchable Header: Thank You, Footer: Have a Nice Day!	Godex DT2X	Included
LST-8000B-002	S2000 Jr Label Format, includes weight, unit price, & total price Unit switchable Header: (CUSTOM), Footer: (CUSTOM)	Godex DT2X	
LST-8000B-003	S2000 Jr Label Format, includes weight, unit price, & total price Unit switchable, Time, Date Header: (CUSTOM), Footer: (CUSTOM)	Godex DT2X	
LST-8000B-004	S2000 Jr Label Format, includes weight, unit price, & total price Unit switchable, Time, Date, Tare Header: (CUSTOM), Footer: (CUSTOM)	Godex DT2X	


▼ LST-8000B-001




▼ LST-8000B-002



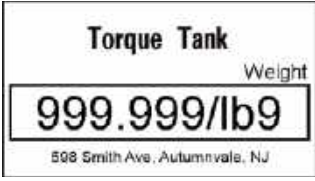
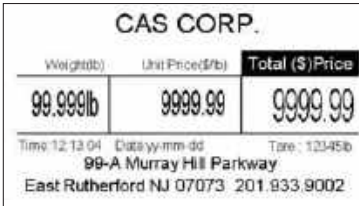
▼ Other Formats Available



▼ LST-8000B-003



▼ LST-8000B-004



# ER Jr Series



▲ ER Jr

## Price Computing Scale



Measurement  
& Canada **Approved**

- 30 lbs (0-15 x 0.005 lbs / 15-30 x 0.01 lbs)
- 15 kg (0-6 x 0.002 kg / 6-15 x 0.005 kg)
- LCD Display with Blue Backlight
- 3 Direct PLUs
- Tare: Platter, Keyboard, Programmable
- AC & Battery Operated (Rechargeable Battery Included)
- Kg/lb Switchable
- Country of Origin: China
- Approvals: NTEP - 10-090  
Measurement Canada - AM-5684
- Country of Origin: China

Model		ERJR30L
Capacity & Resolution	lb	0-15 x 0.005 lbs
		15-30 x 0.01 lbs
	kg	0-6 x 0.002 kg
		6-15 x 0.005 kg
Overall Size W x D x H	Inch	11.75 x 12.75 x 4.6
	mm	298 x 324 x 117
Platter Size W x D	Inch	11.6 x 8.6
	mm	295 x 218

## MODELS - ER Jr

Item #	Model	Est. Ship Weight	List Price
<b>NTEP Approved Models</b>			
ERJR-30L	ER Jr Standard Model 30 lb capacity	10 lbs	255.00
<b>Measurement Canada Approved Models</b>			
ERJR15(KG)CA	ER Jr Standard Model 15 kg capacity - Canada	10 lbs	255.00

Call your sales representative for quantity discounts

# EB Series

## Price Computing Bench Scale



- 3 Capacities / Dual Range
- LCD Display with Blue Backlight
- Stainless Steel Platter
- AC or Batt. Operated (Rechargeable Batt Incl.)
- Lb/kg Switchable
- RS-232C Interface - Connect with PC or Printer
- Approvals: NTEP - 09-095
- Country of Origin: China
- 24 Direct / 176 Indirect PLUs
- Tilt Keyboard & Display



Retail

Model		EB-60	EB-150	EB-300	Model	EB-60	EB-150	EB-300
Capacity & Resolution	lb	0-30 x 0.01 lb	0-60 x 0.02 lb	0-150 x 0.05 lb	Overall Size W x D x H	Inch	11 x 14.75 x 23.5	16.3 x 28.3 x 32.1
		30-60 x 0.02 lb	60-150 x 0.05 lb	150-300 x 0.1 lb		mm	279 x 375 x 597	414 x 719 x 815
	kg	0-15 x 0.005 kg	0-30 x 0.01 kg	0-60 x 0.02 kg	Platter Size W x D	Inch	11 x 11	15.7 x 20.5
		15-30 x 0.01 kg	30-60 x 0.02 kg	60-150 x 0.05 kg		mm	279 x 279	399 x 521

### MODELS - EB Series

Item #	Model	Est. Ship Weight	List Price
<b>NTEP Approved Models</b>			
EB-60	EB 60 - 60 lb Price Computing Bench Scale	33 lbs	625.00
EB-150	EB 150 - 150 lb Price Computing Bench Scale	46 lbs	675.00
EB-150R	EB 150 - 150 lb Price Computing Bench Scale No Pole - Remote Indicator, 14 feet of cable		675.00
EB-300	EB 300 - 300 lb Price Computing Bench Scale		675.00

Call your sales representative for quantity discounts

### OPTIONS

Item #	Description	Ship Weight	List Price
HEB2	Keyboard Wet Cover	1 lb	16.00
DT2X-01	DT2X Label/Receipt Printer w/USB & JS21 Serial Cable	5 lbs	395.00
TM-U295	Epson TM-U295 Printer w/PS-180 power supply	9 lbs	599.00

Optional printers available for the EB Series Price Computing Scale	
	
<b>DT2X Godex Label Printer</b>	<b>Epson TM-U295 Slip Printer</b>
3.94(W)x8.58(D)x6.77(H)	7.1(W)x7.5(D)x4.0(H)

# AP-1 Series



▲ AP-1

## Price Computing Scale



Measurement & Canada Approved

- VFD Pole Display
- 28 Preset Price Keys
- Stainless Steel Platter
- Approvals: NTEP - 91-007A1  
Measurement Canada - AM-5547 (AP-1-30EX Only)
- Country of Origin: South Korea

Model		AP1	AP1-30	AP1-60	AP1-15EX
Capacity & Resolution	lb	0-15 x 0.005 lb	0-30 x 0.01 lbs	0-30 x 0.01 lbs 30-60 x 0.02 lbs	
	kg				0-15 x 0.005 kg
Overall Size W x D x H	Inch	13.8 x 16.5 x 20			
	mm	350 x 420 x 507			
Platter Size W x D	Inch	13.6 x 8.6			
	mm	345 x 225			
Produce Platter Size - W x D	Inch	17.3 x 10.8			
	mm	440 x 275			

## MODELS - AP-1 Series

Item #	Model	Est. Ship Weight	List Price
<b>NTEP Approved Models</b>			
AP-1-15	AP-1 Price Computing Scale, 15 lb capacity	17 lbs	385.00
AP-1-30	AP-1 Price Computing Scale, 30 lb capacity	17 lbs	385.00
AP-1-60	AP-1 Price Computing Scale, 60 lb capacity	17 lbs	385.00
<b>Measurement Canada Approved Models</b>			
AP-1-30EX	AP-1 Price Computing Scale, 30 kg capacity	17 lbs	385.00

Call your sales representative for quantity discounts

## OPTIONS

Item #	Description	Ship Weight	List Price
TAP2	Produce Platter (shipped with scale*)	19 lbs	90.00
TAP2	Produce Platter Only	3 lbs	90.00
KAP4	Keyboard Wet Cover	1 lb	16.00

\* Standard platter removed

Retail

For up to date pricing & inventory,  
please visit [www.cas-usa.com](http://www.cas-usa.com)

# SW-1/SW-1Z Series

## Portion Control Scale



& Measurement Canada Approved

- 5 - 50 lb Capacities
- 1-Inch LCD
- Battery Operated, Uses (6) "D" Size Batteries
- AC Adapter Included
- Stainless Steel Platter
- Kg/lb/oz/g Modes
- SW-1Z Adds Fractional-oz and Decimal-oz Modes
- Water Resistant, SW-1W Protected to IP 66 Standards
- Full Body Protective Cover Included
- Approvals: NTEP - #99-002  
Measurement Canada - #AM-5297
- Country of Origin: China



▲ SW/SW-Z



▲ SW-1Z: Fraction Mode



▲ SW-1Z: Decimal Mode

Model		SW 5 lb	SW 10 lb	SW 20 lb	SW 50 lb
Capacity & Resolution	lb	5 x 0.002 lb	10 x 0.005 lb	20 x 0.01 lb	50 x 0.02 lb
	oz	80 x 0.05 oz	160 x 0.1 oz	400 x 0.2 oz	800 x 0.5oz
	kg	2 x 0.001 kg	5 x 0.002 kg	10 x 0.005 kg	20 x 0.01 kg
	g	2000 x 1 g	5000 x 2 g	10,000 x 5 g	20,000 x 10 g
Overall Size W x D x H	Inch	10.2 x 11.3 x 5.4			
	mm	260 x 287 x 137			
Platter Size W x D	Inch	9.1 x 7.5			
	mm	230 x 190			

### MODELS - SW-1 Series

Item #	Model	Est. Ship Weight	List Price
<b>NTEP Approved Models</b>			
SW-5	SW-1 Portion Control Scale, 5 lb capacity	7 lbs	199.00
SW-10	SW-1 Portion Control Scale, 10 lb capacity		199.00
SW-20	SW-1 Portion Control Scale, 20 lb capacity		199.00
SW-50	SW-1 Portion Control Scale, 50 lb capacity		199.00
SW-5D	SW-1D with Customer Side Display, 5 lb capacity	7 lbs	219.00
SW-10D	SW-1D with Customer Side Display, 10 lb capacity		219.00
SW-20D	SW-1D with Customer Side Display, 20 lb capacity		219.00
SW-50D	SW-1D with Customer Side Display, 50 lb capacity		219.00
<b>Non-Approved Models</b>			
SW-5Z	SW-1Z with Decimal & Fraction Modes, 5 lb capacity	7 lbs	199.00
SW-10Z	SW-1Z with Decimal & Fraction Modes, 10 lb capacity		199.00
SW-20Z	SW-1Z with Decimal & Fraction Modes, 20 lb capacity		199.00
SW-50Z	SW-1Z with Decimal & Fraction Modes, 50 lb capacity		199.00
<b>Measurement Canada Approved Models</b>			
SW-1S-2KG-CA	SW-1 Portion Control Scale, 2 kg/5 lb capacity	7 lbs	199.00
SW-1S-5KG-CA	SW-1 Portion Control Scale, 5 kg/10 lb capacity		199.00
SW-1S-10KG-CA	SW-1 Portion Control Scale, 10 kg/20 lb capacity		199.00
SW-1S-20KG-CA	SW-1 Portion Control Scale, 20 kg/ 50 lb capacity		199.00

Call your sales representative for quantity discounts

### OPTIONS

Item #	Description	Ship Weight	List Price
CS11	Full Body Protective Cover (SW/SW-Z Only)	1 lb	19.00
YS11	AC Power Adapter	1 lb	36.00



# SW-1W Series



## Portion Control Scale



& Measurement Canada **Approved**

- 10 - 50 lb Capacities
- 1-Inch LCD
- Battery Operated, Uses (6) "D" Size Batteries
- AC Adapter Included
- Stainless Steel Platter
- Operator and Customer Side Displays
- Kg/lb/oz/g Modes
- Water Resistant
- Approvals: NTEP - #09-075  
Measurement Canada - #AM-5695
- Country of Origin: China

**SW-1W ▶**  
Washdown Portion Control Scale

Model		SW 10 lb	SW 20 lb	SW 50 lb
Capacity & Resolution	lb	0-4 x 0.002 lbs 4-10 x 0.005 lbs	0-10 x 0.005 lbs 10-20 x 0.01 lbs	0-25 x 0.01 lbs 25-50 x 0.02 lbs
	oz	0-80 x 0.1 oz 80-160 x 0.1 oz	0-200 x 0.1 oz 200-400 x 0.2 oz	0-400 x 0.2 oz 400-800 x 0.5 oz
	kg	0-2.5 x 0.001 kg 2.5-5 x 0.002 kg	0-5 x 0.002 kg 5-10 x 0.005 kg	0-10 x 0.005 kg 10-20 x 0.01 kg
	g	0-2,500 x 1 g 2,500-5,000 x 2 g	0-5,000 x 2 g 5,000-10,000 x 5 g	0-10,000 x 5 g 10,000-20,000 x 10 g
Overall Size W x D x H	Inch	11 x 12.5 x 5		
	mm	279 x 318 x 127		
Platter Size W x D	Inch	9.75 x 7.75		
	mm	248 x 197		

Retail

## MODELS - SW-1W Series

Item #	Model	Est. Ship Weight	List Price
<b>NTEP Approved Models</b>			
SW-1W10DD	SW-1W Washdown Portion Control Scale, 10 lb capacity	8 lbs	289.00
SW-1W20DD	SW-1W Washdown Portion Control Scale, 20 lb capacity	8 lbs	289.00
SW-1W50DD	SW-1W Washdown Portion Control Scale, 50 lb capacity	8 lbs	289.00
<b>Measurement Canada Approved Models</b>			
SW-1W10DD	SW-1W Washdown Portion Control Scale, 5 kg capacity	8 lbs	289.00
SW-1W20DD	SW-1W Washdown Portion Control Scale, 10 kg capacity	8 lbs	289.00
SW-1W50DD	SW-1W Washdown Portion Control Scale, 20 kg capacity	8 lbs	289.00

Call your sales representative for quantity discounts

# PW-II Series



▲ PW-II

## Portion Control Scale

- 5 x 0.002 lb, 10 x 0.005 lb, & 20 x 0.01 lb Capacities
- Battery or AC Operated
- Lb/oz/kg/g Switchable
- Stainless Steel
- Country of Origin: China

Retail

Model		PW2-5LB	PW2-10LB	PW2-20LB
Capacity & Resolution	lb	5 x 0.002 lb	10 x 0.005 lb	20 x 0.01 lb
	oz	80 x 0.05 oz	160 x 0.1 oz	400 x 0.2 oz
Overall Size W x D x H	Inch	9.4 x 8.9 x 2.6		
	mm	238.8 x 226 x 66		
Platter Size W x D	Inch	8.74 x 5.9		
	mm	222 x 149.9		

## MODELS - PW-II Series

Item #	Model	Est. Ship Weight	List Price
PW2-5LB	PWII-5 (5 x 0.002 lb)	6 lbs	245.00
PW2-10LB	PWII-10 (10 x 0.005 lb)		245.00
PW2-20LB	PWII-20 (20 x 0.01 lb)		245.00

Call your sales representative for quantity discounts

# SW-RS Series



▲ SW-1RS

## POS Interface Scale



- POS Interface Scale, connects with many ECR's and POS Systems\*
- Compact Design, use where space is limited
- AC or Battery Operated (6 "D" size batteries)
- Customer Rear Display Included
- Lb/oz/kg/g Switchable
- Soft Touch Tactile Keyboard
- Stainless Steel Platter
- Approvals: NTEP - 99-002|  
Measurement Canada - AM-5695
- Country of Origin: China

Model		SW-1RS 10 lb	SW-1RS 20 lb
Capacity & Resolution	lb	10 x 0.005 lb	20 x 0.01 lb
	oz	160 x 0.1 oz	400 x 0.2 oz
	kg	5 x 0.002 kg	10 x 0.005 kg
	g*	5000 x 2 g	10,000 x 5 g
Overall Size W x D x H	Inch	10.2 x 11.3 x 5.4	
	mm	259 x 287	
Platter Size W x D	Inch	9.1 x 7.5	
	mm	231.1 x 190.5	

Retail

## MODELS - SW-RS Series

Item #	Model	Est. Ship Weight	List Price
<b>NTEP Approved Models</b>			
SW-10RS	SW-RS 10 lb Capacity	7 lbs	389.00
SW-20RS	SW-RS 20 lb Capacity	7 lbs	389.00
* Grams mode does not apply to ECR's and POS Systems			
<b>Measurement Canada Approved Models</b>			
SW-1S-5KG-RS-CA	SW-RS 5 kg Capacity	7 lbs	389.00
SW-1S-10KG-RS-CA	SW-RS 10 kg Capacity	7 lbs	389.00

Call your sales representative for quantity discounts

## OPTIONS

Item #	Description	Ship Weight	List Price
CS11	Full Body Protective Cover	1 lb	19.00
WS13	Serial Cable	2 lbs	30.00

# PDN Series

## POS Interface Scale



- Low Profile
- Weighs in **Pounds, Kilograms** or **Ounces**
- RS-232C/USB or Optional USB/Bluetooth\*
- Stainless Steel Platter
- Two Standard Built-in Tilt Displays
- Single Range / 6,000 Divisions
- OPOS Drivers Available
- USB Cable Included
- Approvals: NTEP - 22-046
- Country of Origin: China



▲ PDN

▲ PDR3

Model		PDN-12	PDN-30	PDN-60
	lb	12 x 0.002 lb	30 x 0.005 lb	60 x 0.01 lb
	kg	6 x 0.001 kg	12 x 0.002 kg	30 x 0.005 kg
	oz	200 x 0.05 oz	400 x 0.1 oz	1000 x 0.2 oz
Overall Size W x D x H	In	15.1 (W) x 12.1 (D) x 3.2 (H)		
	mm	384(W) x 308.4(D) x 81.8(H)		
Platter Size W x D	In	15 (W) x 11(D)		
	mm	380(W) x 280(D)		

### MODELS - PDN Series

Item #	Model	Est. Ship Weight	List Price
<b>NTEP Approved Models</b>			
PDN-12	PDN Series 12 lb Capacity RS-232C/USB		495.00
PDN-30	PDN Series 30 lb Capacity RS-232C/USB		495.00
PDN-60	PDN Series 60 lb Capacity RS-232C/USB		495.00

Call your sales representative for quantity discounts  
Serial interface cables sold separately

### OPTIONS/Accessories

Item #	Description	Ship Weight	List Price
PDR3	Remote Display for PDN Series	4 lbs	175.00
TPN3	Edge Tray for recessed platforms	2 lbs	75.00
YPN1	AC Power Block (for use with USB cable for AC power)	1 lb	12.00
JPN2*	RS232 Serial Cable DB-9 (M) to DB-9(F) PDN, 8 ft	2 lbs	44.00

\* JPN2 is the most common RS232 cable used. For other requirements, please contact the tech department at 800.223.4227.

# PD-2Z Series

## POS Interface Scale



- Low Profile
- Weighs in **Pounds** or **Ounces**
- RS-232C Universal Interface
- Stainless Steel Platter
- Two Standard Built-in Tilt Displays
- Single or Dual Range
- OPOS Drivers Available
- Compatible with UPS Worldship
- Approvals: NTEP - #92-174A4  
Measurement Canada - #AM-5650
- Country of Origin: China



▲ PD-2Z



PDR2 ▶

Model		PD-2Z 15 lb	PD-2Z 30 lb	PD-2Z 30 lb (Single Range)	PD-2Z 60lb	PD-2Z 150 lb
Capacity & Resolution	lb	0-6 x 0.002 lb	0-15 x 0.005 lb	0-30 x 0.01 lb	0-30 x 0.01 lb	0-60 x 0.02 lb
		6-15 x 0.005 lb	15-30 x 0.01 lb		30-60 x 0.02 lb	60-150 x 0.05 lb
	oz	0-150 x 0.05 oz	0-300 x 0.1 oz	0-600 x 0.2 oz	0-400 x 0.2 oz	0-1,000 x 0.5 oz
		150-300 x 0.1 oz	300-600 x 0.2 oz		400-1,000 x 0.5 oz	1,000-2,000 x 1 oz
Overall Size W x D x H	In	15 x 11 x 3.1				
	mm	381 x 279.4 x 78.7				
Platter Size W x D	In	15 x 11				
	mm	381 x 279.4				

## MODELS - PD-2Z Series

Item #	Model	Est. Ship Weight	List Price
<b>NTEP Approved Models</b>			
PD-2Z15	PD-2Z 15 lb Dual Range	16 lbs	529.00
PD-2Z30	PD-2Z 30 lb Dual Range	16 lbs	529.00
PD-2ZS30	PD-2Z 30 lb Single Range	16 lbs	529.00
PD-2Z60	PD-2Z 60 lb Dual Range	16 lbs	529.00
PD-2Z150	PD-2Z 150 lb Dual Range	20 lbs	559.00
<b>Measurement Canada Approved Models</b>			
PD-2Z6KG-CA	PD-2Z 6 kg Dual Range	16 lbs	529.00
PD-2Z15KG-CA	PD-2Z 15 kg Dual Range	16 lbs	529.00
PD-2Z30KG-CA	PD-2Z 30 kg Dual Range	16 lbs	529.00

Call your sales representative for quantity discounts  
Interface cables sold separately

## OPTIONS

Item #	Description	Ship Weight	List Price
PDR2	Remote Display - 5.3" (H)	4 lbs	195.00
See Chart - Pg 28	Interface Cables*	2 lbs	Please Call

\* Interface to most cash register and POS systems: Casio, CRS, NCR, Samsung, Sharp, TEC, Uniwell

Retail

# Interface Cables

Retail

POS SYSTEM	CABLE NAME	ITEM #	TYPE	MOST COMMON MODELS
CASIO	Casio I/F Cable, RS-232	JPD5	4	SA-3000, SC6000 (Datsym), TE 3000, 4000, 7500, 8500, 6000, TK7000
		JPD5	8	TK7500
CRS	CRS I/F CABLE, RS-232	JPDG	4	CRS-3000
DATASYM	IBM/PC 9 PIN I/F CABLE, RS-232	JPD5	4	D-2000 & all models
ESPER	ESPER I/F CABLE, RS-232	7880-PD0-4122	4	7810 & 9700
PC 25 PIN	PC 25 PIN I/F CABLE, RS-232	7888-PD0-4129	4,5	PC
PC 9 PIN	PC 9 PIN I/F CABLE, RS-232	JPD5	0,1,4,5	PC TEC 1535,1595 (TYPE 0-1)
NCR	NCR I/F CABLE. RS-232	JPD3	4	2170,7452,7453,7445,Falcon & all registers with serial I/F
OMRON	OMRON I/F CABLE,40 BIT SERIAL	7880-PD0-4126		N/A
	OMRON I/F CABLE, RS 232	7880-PD0-4127	4	RS-4841,4810,4510,4341,4310,4510,4540 & Vantage 7000
PANASONIC	PANASONIC I/F CABLE, RS-232	7880-PD0-4142	4	All Panasonic registers with serial scale I/F
SAMSUNG	SAMSUNG 9 PIN MALE I/F CABLE, RS-232	JPD7	4,6	ER-550,650,6500, 6540,7000,5240,7040, Olympia 4100 (4,6,8), ER-5100 & ER-5140, ER-5200
	SAMSUNG 9 PIN FEMALE I/F CABLE, RS-232	7880-PD0-4146	4,6	SPS-500 Series, SPS-2000
	SAMSUNG 6 PIN I/F CABLE, RS-232	JPDF	4,6	
SANYO	SANYO 9 PIN I/F CABLE, 4 BIT PARALLEL	JPD8	2	ECR-630,635,640,645 & older registers with scale I/F
	SANYO 25 PIN I/F CABLE, RS-232	7880-PD0-4132	2	ECR-425 & all new models with serial scale I/F
SHARP	SHARP I/F CABLE, RS-232	JPBD	2	ER-A880,850,750,650,610,570,550S,470,460,430,600,700 ER-A450T
SWINTEC	SWINTEC 25 PIN I/F CABLE & RS-232	7880-PD0-4136	4	2250
	SWINTEC 9 PIN I/F CABLE & RS-232	7880-PD0-4135	4	2250
TEC	TEC I/F CABLE & RS-232	7880-PD0-4138	0,1	ST-4500 & ST-5500 POS System
UNIWELL	UNIWELL I/F CABLE & RS-232	7880-PD0-4139	2,4	UX-7500,7000,6000,4303,4001,750,M720,75,70 & 60
	USB Cable for PD-2Z/PDN	JL14		
	RS232 Serial Cable DB-9 (M) to DB-9(F) - PDN	JPN2	0,1,4,5	Common Serial Cable for Use with a PC

# POS Products

- POS Terminals
- ECR's
- POS Printers
- Cash Drawers
- Scanners



Retail

For POS product information & catalogs or to become an approved CRS Dealer, contact us at 800.223.4227 ext 244 or pos-sales@cas-usa.com. Prices are subject to change.

*You must be an approved CRS Dealer to purchase the following products  
NCC Approved Dealers - Please contact us for an NCC Product List*



HK-568 ▶



HK-578 ▶

## Terminals

Item #	Description
<b>HiStone HK568</b>	
721068	Terminal HK568 10 IoT 2019
721068-NOCR	Terminal HK568 10 IoT 2019 NO MSR
721069	Terminal HK568 10 IoT 2021
721069-NOCR	Terminal HK568 10 IoT 2021 NO MSR
721072	Terminal HK568 Win 11 Pro
721072-NOCR	Terminal HK568 Win 11 Pro NO MSR
<b>HiStone HK568 Options</b>	
720681	MCR Track 1,2,3 Std HK568
720674	9mm VFD 2 Lines x 20 Characters
720675	10.1" LCD Rear Display
720676	10.1" LCD Rear Touch Display
720677	15.6" LCD Rear Display
720678	15.6" LCD Rear Touch Display

Item #	Description
<b>HiStone HK578</b>	
721060	Terminal HK578 10 IoT 2019
721060-NOCR	Terminal HK578 10 IoT 2019 NO MSR
721061	Terminal HK578 10 IoT 2021
721061-NOCR	Terminal HK578 10 IoT 2021 NO MSR
721065	Terminal HK578 Win 11 Pro
721065-NOCR	Terminal HK578 Win 11 Pro NO MSR
<b>HiStone HK578 Options</b>	
720682	MCR Track 1,2,3 Std HK578
720668	9mm VFD 2 Lines x 20 Characters
720669	10.4" LCD Rear Display
720670	10.4" LCD Rear Touch Display
720671	15" LCD Rear Display
720672	15" LCD Rear Touch Display

# Terminals

Retail

## Terminals



Sam4S Sapphire-700 ▶



Sam4S SPT-280J ▶

Item #	Description
<b>Sam4S Sapphire-700</b>	
730254	Terminal Sapphire-700 10 IoT 2019
730254-NOCR	Term Sapphire-700 10 IoT 2019 No MSR
730255	Terminal Sapphire-700 10 IoT 2021
730255-NOCR	Term Sapphire-700 10 IoT 2021 No MSR
730258	Terminal Sapphire-700 Win 11 Pro
730258-NOCR	Terminal Sapphire-700 Win 11 Pro No MSR
<b>Sam4S Sapphire-700 Options</b>	
503330	MSR, Trk 1,2,3 Blk Forza
503347	9mm LCD 2 Lines X 20 Characters
503348	9.7" Rear LCD
503349	9.7" Rear LCD with Touch
503350	15" Rear LCD
503351	15" Rear LCD with Touch

Item #	Description
<b>Sam4S SPT-280J</b>	
730246	Terminal SPT-S280J 10 IoT 2019
730246-NOCR	Terminal SPT-S280J 10 IoT 2019 No MSR
730247	Terminal SPT-S280J 10 IoT 2021
730247-NOCR	Terminal SPT-S280J 10 IoT 2021 No MSR
730249	Terminal SPT-S280J 11 Pro
730249-NOCR	Terminal SPT-S280J 11 Pro No MSR
<b>Sam4S SPT-280J Options</b>	
503133-BLACK	MSR, Thin Black Sam4S
503275	Intergrated Fingerprint Reader
503263	Rear Display Cover - No Sam4s Logo
503335	9mm VFD 2 Lines x 20 Characters
503336	9.7" Rear LCD
503337	15" Rear LCD
503294	15" Rear LCD with touch

Prices subject to change  
Contact us for up-to-date pricing



Sam4S SAP-6600II ▶



Sam4S SAP-630 ▶

## Terminals

Item #	Description
<b>Sam4S SAP-6600II</b>	
731007	Sam4s SAP-6600II Terminal Blk
731007-NOCR	Sam4s SAP-6600II Terminal Blk
<b>Sam4S SAP-6600II Options</b>	
503133-BLACK	MSR, Thin Black Sam4S
503275	Intergrated Fingerprint Reader
503263	Rear Display Cover - No Sam4s Logo
503335	9mm VFD 2 Lines x 20 Characters
503336	9.7" Rear LCD
503337	15" Rear LCD
503294	15" Rear LCD with touch

Item #	Description
<b>Sam4S SAP-630</b>	
950088-64	SAP-630-FT
950089-64	SAP-630-RT

For POS product information & catalogs or to become an approved CRS Dealer, contact us at 800.223.4227 ext 244 or pos-sales@cas-usa.com.

You must be an approved CRS Dealer to purchase the following products. NCC Approved Dealers - Please contact us for an NCC Product List



# POS Products

## SAM4POS for Android™

The SAM4POS application may easily be configured for your food, beverage, or retail business provides the functions and options so customers meet their point of service needs.

### Step 1 - Choose your hardware:

- SAM4s SAP-630RT ECR
- SAM4s SAP-630FT ECR
- SAM4s SAP-6600II Touch Screen Terminal
- HiStone HM626R Tablet

### Step 2 - Choose your license

Item #	Description
<b>Sam4POS Software</b>	
951051	SAM4POS 1-Year License
951055	SAM4POS 5-Year License
951056	Sam4pos Inventory License -1Yr
951059	Sam4pos Inventory License -5Yr

Prices subject to change  
Contact us for up to date pricing

## ECR

Item #	Description
<b>NR Series</b>	
950086	NR-510B (Flat Keyboard)
950087	NR-510RB (Raised Keyboard)
<b>ER Series</b>	
950080	ER-180U
950084	ER-260EJ (Raised)
950085	ER-2654J (Flat)
950083	ER-915 (Raised/2 Printers)
950011	ER-920 (Flat/1 Printer)
950013	ER-925 (Raised/1 Printer)
950014	ER-940 (Flat/2 Printers)
950019	ER-945 (Raised/2 Printers)
<b>SPS Series</b>	
950027	SPS-320 (Flat/1 Printer)
950037	SPS-340 (Flat/2 Printers)
950060	SPS-345 (Raised/2 Printers)

Retail



Sam4S NR-510B ▲



Sam4S NR-510RB ▲



Sam4S SPS-320 ▲



Sam4S SPS-340 ▲



Sam4S SPS-345 ▲



Sam4S ER-180 ▲



Sam4S ER-260EJ ▲



Sam4S ER-265EJ ▲



Sam4S ER-915 ▲



Sam4S ER-920 ▲



Sam4S ER-925 ▲



Sam4S ER-940 ▲



Sam4S ER-945 ▲

# POS Products

## TABLETS

Item #	Description
<b>HM Tablets</b>	
721048	HM628N Windows Tablet - 64GB
721047	HM626R 10" Android Tablet
<b>Accessories</b>	
720467	HM626 1D Scanner
720468	HM626 2D Scanner
721049	HM626R/HK628N Dock w/ Power Supply
721050	HM626R/HK628N Dock (No Printer)



HM626R ▶

## PRINTERS

### Thermal Receipt

Item #	Description
<b>Sam4s GCube Thermal Receipt Printers</b>	
131046	Sam4s Gcube Black USB+Ser/Eth
131047	Sam4s Gcube White USB+Ser/Eth
<b>SNBC BTP-S80 Thermal Receipt Printer</b>	
132098	BTP-S80 USB+Ser+Eth Blk
132099	BTP-S80 USB+Ser+Eth White
<b>SNBC BTP-R180II Thermal Receipt Printer</b>	
132085	BTP-R180II USB/Ser/Ethernet
<b>SNBC BTP-R580-II Thermal Receipt Printer</b>	
132075-USB	BTP-R580II USB only
132075-E	BTP-R580II USB+Ethernet
132075	BTP-R580II USB+Ser
<b>SNBC BTP-R880NPV Thermal Receipt Printer</b>	
132040-SER-NPV	BTP-R880NPV USB+Serial (25 pin)
132040-NPV	BTP-R880NPV USB+Ser+Ethernet



Prices subject to change  
Contact us for up-to-date pricing

# Printers

## PRINTERS

### Thermal Label

Item #	Description
<b>SNBC BTP-L520 Thermal Label Printers</b>	
132063	BTP-L520 - Serial w/peeler
132063-E	BTP-L520 - Ethernet w/peeler
<b>SNBC BTP-L540 Thermal Label Printers</b>	
132071	BTP-L520 Ivory, USB+Ser
132072	BTP-L520 Ivory, USB+Eth
132071-USB	BTP-L520 Ivory, USB
<b>SNBC BTP-L580-II Thermal Label Printers</b>	
132077	BTP-L580-II Black, USB+Ser
132077-E	BTP-L580-II Black, USB+Eth
132077-USB	BTP-L580-II Black, USB
<b>SNBC BTP-N90LF Linerless Thermal Label Printer</b>	
132364	BTP-N90LF USB+Ser+Ethernet

### Impact

Item #	Description
<b>SNBC BTP-M300A Impact Printer</b>	
132360	BTP-M300A w/Cutter Bk USB/Ser
132361	BTP-M300A w/Ctr Bk USB/Ser/Et
132362	BTP-M300A USB/Ser Manual Tear
132083	BTP-M300D Serial/USB Tear Bar
132083-E	BTP-M300D Ethernet/USB Tear Bar

Prices subject to change  
 Contact us for up-to-date pricing

For POS product information & catalogs or to become an approved CRS Dealer,  
 contact us at 800.223.4227 ext 244 or pos-sales@cas-usa.com.

*You must be an approved CRS Dealer to purchase the following products  
 NCC Approved Dealers - Please contact us for an NCC Product List*

BTP-L520 ▶



BTP-L540 ▶



BTP-L580II ▶



BTP-N90LF ▶



BTP-M300A ▶



Retail

# POS Products

## CASH DRAWERS

Item #	Description
<b>Cash Drawers</b>	
160016	Drawer 420 Blk 24V Model 16
160018	Drawer 460E Blk 24V Model 18
160360	Drawer Model 60 ECR Black 24V
160093-12V	Heavy Duty POS Cash Drawer - 12V
160093	Heavy Duty POS Cash Drawer - 24V
<b>Insert Trays</b>	
100985	Model 16 Insert tray
100224	Model 60 Insert tray
100213	Model 83/93 Insert tray



Model-16 ▶



Model-18 ▶



Model-60 ▶



Model-93 ▶

## ACCESSORIES

Item #	Description
<b>Scanners</b>	
110149-U	Orbit 7120 USB Scanner
110149-S	Orbit 7120 Serial Scanner
110404-U	Code Reader CR950-01 USB
110404-S	Code Reader CR920-02 Serial
110404-SP	CR950-03 Serial Scanner w/Power Supply
110405-U	CR5215-01 Age Verification
<b>Accessories</b>	
522125	Cash drawer splitter
130250	Serial Printer (BlueTooth)
132120	Print Messenger
701021	PowerVar .65 amp line cond. 2 outlets
701038	PowerVar 1.5 amp line cond. 4 outlets
132150	SNBC printer power supply

Prices subject to change  
 Contact us for up-to-date pricing

For POS product information & catalogs, or to become an approved CRS Dealer,  
 contact us at 800.223.4227 ext 244 or pos-sales@cas-usa.com.

*You must be an approved CRS Dealer to purchase the following products  
 NCC Approved Dealers - Please contact us for an NCC Product List*

For up to date pricing & inventory,  
please visit [www.cas-usa.com](http://www.cas-usa.com)

# XE Series

## High Accuracy Bench Scale

- 300, 600, & 3,000 gram Capacities
- Application Modes  
- Weighing, Counting, Percentage, & Density
- Touchless Key Functions - Zero, Tare, and Print with simple hand gestures
- AC Adapter Included
- Ni-MH Rechargeable Battery
- Convertible Unit Weight - g, ct, lb, oz, GN, ozt, dwt
- LCD Display with Orange Backlight
- Draft Shield Included for All Models
- Multiple interface connections for printers, remote displays, and the included IM Works software
- Load Cell Lock for Protection During Transportation
- Country of Origin: China



▲ XE-300H/600H Series



▲ XE-1500H/3000H Series

Model	XE-300H	XE-600H	XE-1500H	XE-3000H
Capacity & Resolution	300 x 0.005 g	600 x 0.01 g	1,500 x 0.02 g	3,000 x 0.05 g
Dimensions W x D x H	In	10.7" x 6.3" x 3.15"		
	mm	272 mm x 160 mm x 80 mm		
Platter Size	In	XE-300H/600H: Ø 5.04 XE-3000H: 6.1" x 5.7"		
	mm	XE-300H/600H: Ø 128 mm XE-3000H: 155 mm x 144 mm		

## MODELS - XE Series

Item #	Model	Est. Ship Weight	List Price
XE-300H	XE Series Balance 300 gram capacity	9 lbs	325.00
XE-600H	XE Series Balance 600 gram capacity	9 lbs	325.00
XE-1500H	XE Series Balance 1,500 gram capacity	9 lbs	325.00
XE-3000H	XE Series Balance 3,000 gram capacity	9 lbs	325.00

## OPTIONS

Item #	Description	Ship Weight	List Price
DT2X-01	DT2X Label/Receipt Printer w/USB & JS21 Serial Cable	5 lbs	395.00

# BW Series

## Bench/Platform Scale



**Measurement  
& Canada Approved**

- 1 Inch LCD Display with Backlight
- Uses 6 "C" Size Batteries
- AC Adapter Included
- Environmentally Sealed to IP65 Standards
- Standard RS-232
- Kg/lb Switchable
- Approvals: NTEP - 98-085  
Measurement Canada - AM-5254
- Country of Origin: China



Model		BW-60	BW-150
Capacity & Resolution	lb	150 x 0.05 lbs	300 x 0.1 lbs
	kg	60 x 0.02 kg	150 x 0.05 kg
Dimensions W x D x H	In	16.7 x 26.2 x 29.7	
	mm	424 x 665 x 754	
Platform Size W x D	In	15.6 x 20.6	
	mm	399 x 526	

### MODELS - BW Series

Item #	Model	Est. Ship Weight	List Price
<b>NTEP Approved Models</b>			
BW-60DB	BW-60 (150 x 0.05 lbs)	35 lbs	745.00
BW-150DB	BW-150 (300 x 0.1 lbs)	35 lbs	745.00
BW-BASE	300 lb Platform Scale Base Only		465.00
<b>Measurement Canada Approved Models</b>			
BW-60DB-CA	BW-60 (150 x 0.05 lbs)	35 lbs	745.00
BW-150DB-CA	BW-150 (300 x 0.1 lbs)	35 lbs	745.00

### OPTIONS

Item #	Description	Ship Weight	List Price
HB1D	Plastic Cover for Indicator (Head)	2 lbs	30.00
HB1A	Wall Mount Bracket for Remote Indicator (Head)	4 lbs	45.00
DT2X-01	DT2X Label/Receipt Printer w/USB & JS21 Serial Cable	5 lbs	395.00
TM-U295	Epson TM-U295 Printer w/PS-180 power supply	9 lbs	599.00

Optional printers available for the BW Series	
	
<b>DT2X Godex Label Printer</b>	<b>Epson TM-U295 Slip Printer</b>
3.94(W)x8.58(D)x6.77(H)	7.1(W)x7.5(D)x4.0(H)



▲ BW Base Only

Industrial

# DL Series

## Bench/Platform Scale



- Uses 6 "C" Size Batteries
- AC Adapter Included
- RS232C Interface
- LCD Display
- Kg/lb Switchable
- Approvals: NTEP - 08-016
- Country of Origin: China

DL-150/300 ▶



Model		DL-150	DL-300
Capacity & Resolution	lb	150 x 0.05 lbs	300 x 0.1 lbs
	kg	60 x 0.02 kg	150 x 0.05 kg
Dimensions W x D x H	In	16.2 x 25.8 x 31	
	mm	411 x 655 x 787	
Platform Size W x D	In	15.6 x 20.6	
	mm	401 x 523	



## MODELS - DL Series

Item #	Model	Est. Ship Weight	List Price
<b>NTEP Approved Models</b>			
DL-150	DL-150 Bench/Platform Scale, 150 lb capacity	46 lbs	425.00
DL-300	DL-300 Bench/Platform Scale, 300 lb capacity	46 lbs	425.00
DL-BASE	300 lb Platform Scale Base Only		345.00

## OPTIONS

Item #	Description	Ship Weight	List Price
DT2X-01	DT2X Label/Receipt Printer w/USB & JS21 Serial Cable	5 lbs	395.00
TM-U295	Epson TM-U295 Printer w/PS-180 power supply	9 lbs	599.00

### Optional printers available for the DL Series

	
<b>DT2X Godex Label Printer</b>	<b>Epson TM-U295 Slip Printer</b>
3.94(W)x8.58(D)x6.77(H)	7.1(W)x7.5(D)x4.0(H)



▲ DL Base Only

Industrial



# ED Series



▲ ED Series

## Bench Scale



- 6 - 60 lb Capacities
- Dual Range
- Lbs/oz/kg/grams Switchable
- Simple and Easy Operation
- 9 Function Keys
- Counting (Not legal for trade) & Percentage Mode
- Blue Backlight LCD
- Optional Printer
- RS-232C Interface
- Approvals: NTEP - 09-072
- Country of Origin: China

Model	ED-6	ED-15	ED-30	ED-60
Capacity	0-3 x 0.001 lbs	0-6 x 0.002 lbs	0-15 x 0.005 lbs	0-30 x 0.01 lbs
& Resolution	3-6 x 0.002 lbs	6-15 x 0.005 lbs	15-30 x 0.01 lbs	30-60 x 0.02 lbs

Dimensions W x D x H	Inch	13 x 13.6 x 4.2	Platform Size W x D	Inch	12 x 8.7
	mm	330 x 346 x 107		mm	306 x 222

## MODELS - ED Series

Item #	Model	Est. Ship Weight	List Price
<b>NTEP Approved Models</b>			
ED-6LB	ED-6 Multifunction Bench Scale, 6 lb capacity	13 lbs	325.00
ED-15LB	ED-15 Multifunction Bench Scale, 15 lb capacity	13 lbs	325.00
ED-30LB	ED-30 Multifunction Bench Scale, 30 lb capacity	13 lbs	325.00
ED-60LB	ED-60 Multifunction Bench Scale, 60 lb capacity	13 lbs	325.00

## OPTIONS

Item #	Description	Ship Weight	List Price
KS21	Full Body Protective Cover	1 lb	20.00
DT2X-01	DT2X Label/Receipt Printer w/USB & JS21 Serial Cable	5 lbs	395.00
TM-U295	Epson TM-U295 Printer w/PS-180 power supply	9 lbs	599.00

Optional printers available for the ED Series Bench Scale	
	
<b>DT2X Godex Label Printer</b>	<b>Epson TM-U295 Slip Printer</b>
3.94(W)x8.58(D)x6.77(H)	7.1(W)x7.5(D)x4.0(H)

Industrial

# PB Series



## Portable Bench Scale



- 150, 300 & 500 lb Capacities
- Lb/kg Switchable
- Easy to Carry Portable Scale with Detachable LCD Display with Backlight
- Rechargeable Battery (included) or 4 "C" Dry Cell Battery Operated
- AC Adapter Included
- Auto Power Off
- Approvals: NTEP - 11-056  
Measurement Canada - #AM-6123
- Country of Origin: China

PB Series ▶

Model		PB-150	PB-300	PB-500	
Capacity & Resolution	lb	0-60 x 0.02 lbs	0-150 x 0.05 lbs	0-250 x 0.1 lbs	
		60-150 x 0.05 lbs	150-300 x 0.1 lbs	250-500 x 0.2 lbs	
	kg	0 - 30 x 0.01 kg	0 - 60 x 0.02 kg	0 - 100 x 0.05 kg	
		30 - 60 x 0.02 kg	60 - 150 x 0.05 kg	100 - 200 x 0.1 kg	
Dimensions W x D x H	Inch	14 x 24 x 2.6	Platform Size W x D	Inch	14 x 17.4
	mm	355 x 611 x 65		mm	356 x 442



## MODELS - PB Series

Item #	Model	Est. Ship Weight	List Price
<b>NTEP Approved Models</b>			
PB-150	PB Series Portable Bench Scale, 150 lb capacity	19 lbs	425.00
PB-300	PB Series Portable Bench Scale, 300 lb capacity	19 lbs	425.00
PB-500	PB Series Portable Bench Scale, 500 lb capacity	19 lbs	425.00
<b>Measurement Canada Approved Models</b>			
PB-30KG-CA	PB Series Portable Bench Scale, 30 kg capacity	19 lbs	425.00
PB-60KG-CA	PB Series Portable Bench Scale, 60 kg capacity	19 lbs	425.00
PB-150KG-CA	PB Series Portable Bench Scale, 150 kg capacity	19 lbs	425.00
PB-200KG-CA	PB Series Portable Bench Scale, 200 kg capacity	19 lbs	425.00

## OPTIONS

Item #	Description	Ship Weight	List Price
HPB1	Wall Mount	2 lbs	58.00
PB-LOGO	Add Logo To Platform Platter Overlay		
DT2X-01	DT2X Label/Receipt Printer w/USB & JS21 Serial Cable	5 lbs	395.00
TM-U295	Epson TM-U295 Printer w/PS-180 power supply	9 lbs	599.00

### Optional printers available for the PB Series Bench Scale

	
<b>DT2X Godex Label Printer</b>	<b>Epson TM-U295 Slip Printer</b>
3.94(W)x8.58(D)x6.77(H)	7.1(W)x7.5(D)x4.0(H)



▲ Optional Logo (Minimum 100 pcs)



▲ PB Series: Detachable LCD Display

# GW Series

## Parcel/Shipping Scale

- 30, 70, & 150 lb Capacities
- Heavy Duty Cast Aluminum Base with Stainless Steel Platter
- Perfect as a General Industrial or Parcel/Shipping Scale
- Full Featured AC/DC Powered Indicator - capabilities include weight, count, percent, hold, data compare (check weighing), time and date, and accumulation.
- Easy to Read LCD Display with Blue Backlight
- USB and RS232 Interface
- Multiple Selectable Communication Protocols - DHL, FedEx, UPS, POS
- Two year warranty
- Approvals: NTEP - 16-104  
Measurement Canada - AM-6045
- Country of Origin: China



Model		GW-30	GW-70	GW-150
Capacity & Resolution	lb	30 x 0.012 lbs	70 x 0.02 lbs	150 x 0.05 lbs
	kg	15 x 0.005 kg	30 x 0.01 kg	60 x 0.02 kg

Dimensions W x D x H	Inch	16.3 x 13.9 x 3.1	Platform Size W x D	Inch	11.9 x 13.9
	mm	414 x 353 x 78		mm	302 x 353

### What's Included:

- Scale Platform & Indicator
- Power Adapter
- Operator & Service Manual

## MODELS - GW Series

Item #	Model	Est. Ship Weight	List Price
<b>NTEP &amp; Measurement Canada Approved Models</b>			
GW-30	GW Series Parcel Scale - 30 lb/15 kg capacity Resolution: 0.01 lb/0.005 kg	15 lbs 20 x 16 x 6	459.00
GW-70	GW Series Parcel Scale - 70 lb/30 kg capacity Resolution: 0.02 lb/0.01 kg		459.00
GW-150	GW Series Parcel Scale - 150 lb/60 kg capacity Resolution: 0.05 lb/0.02 kg		459.00

## OPTIONS

Item #	Description	Ship Weight	List Price
J191	RS232 Cable - Length: 1.5m/4.9 ft	1 lb	21.00
J192	USB Cable - Length: 1m/3.2 ft	1 lb	21.00

Industrial

<b>Model</b>		Option	Option	Enduro DXL	Enduro HC
<b>Integral Configuration</b>		Yes	Yes	Option	Option
<b>Indicators</b>	X320	• IP69K Rated		Option	Option
	CI-200SC		• - IP67 Rated	Option	Option
	CI-200A CI-201A				
	CI-2001AS		• - IP65/NEMA 4X Rated	Option	Option
	CI-2001BS		• - IP65/NEMA 4X Rated	Option	Option
	CI-2001A/B				
<b>Platform Size</b>	10" x 10" x 2"	•	•	•	
	12" x 12" x 3"	•	•	•	
	15" x 15" x 3"	•	•	•	
	18" x 18" x 5.25"				•
	18" x 24" x 5.25"				•
	24" x 24" x 5.25"				•
<b>Capacities</b>	2 lb	Option - Non NTEP	Option - Non NTEP	Option - Non NTEP	
	5 lb	•	•	•	
	10 lb	•	•	•	
	25 lb	•	•	•	
	50 lb	•	•	•	
	100 lb	•	•	•	•
	200 lb	•	•	•	
	250 lb				•
	500 lb				•
	1,000 lb				•
<b>Platform Construction</b>	Mild Steel				•
	Stainless Steel	•	•	•	•
<b>Platform Spider Design</b>		Quad Spring	Quad Spring	Quad Spring	Welded Steel Tube
<b>Load Cell</b>	Aluminum	IP66	IP66	IP66	IP66
	Stainless Steel	Option - IP66	Option - IP66	Option - IP66	Option - IP68/IP69K*
<b>NTEP</b>		•	•	•	•
<b>Measurement Canada</b>		•	•	•	•
<b>Aluminum Load Cell</b>		1:5,000	1:5,000	1:5,000	1:5,000
<b>SS Load Cell</b>		1:5,000	1:5,000	1:5,000	1:5,000
<b>12" Column: Stainless Steel</b>	EX-200SC-12	•	•	Option	Option - S/S Platforms
	GP-2001AS-12		Option	Option	Option - S/S Platforms
<b>18" Column: Stainless Steel</b>	EX-200SC-18	Option	Option	Option	Option - S/S Platforms
	GP-2001AS-18	Option	Option	Option	Option - S/S Platforms
<b>Warranty</b>		2 yr	2 yr	2 yr	2 yr

						
<b>Model</b>		Transit	GW Series	BW Base	DL Base	
<b>Integral Configuration</b>		Portability Kit	Stationary	Option	Option	
<b>Indicators</b>	<b>X320</b> See pg 59		Option	NA	Option	Option
	<b>CI-200SC</b>		Option	NA	Option	Option
	<b>CI-200A</b> <b>CI-201A</b>		Option	NA	Option	Option
	<b>CI-2001AS</b>		Option	NA	Option	Option
	<b>CI-2001BS</b>		Option	NA	Option	Option
	<b>EC-2</b>		Option	NA	Option	Option
<b>Platform Size</b>		24 x 18 / 30 x 24	11.9 x 13.9	15.6 x 20.6	15.6 x 20.6	
<b>Platform Construction</b>	<b>30 lb</b>		•			
	<b>70 lb</b>		•			
	<b>150 lb</b>		•			
	<b>300 lb</b>			•	•	
	<b>500 lb</b>	•				
	<b>1,000 lb</b>	•				
	<b>1,500 lb</b>	•				
<b>Platform Construction</b>	<b>Mild Steel</b>	•	•	•	•	
	<b>Stainless Steel</b>	•				
<b>Load Cell</b>	<b>Aluminum</b>	IP66				
	<b>Stainless Steel</b>	Option - SS Complete Hermetic Seal				
<b>NTEP</b>		•	•	•	•	
<b>Measurement Canada</b>			•			
<b>Aluminum Load Cell</b>			•	•	•	
<b>SS Load Cell</b>		Option - SS Complete Hermetic Seal	NA	NA	NA	
<b>48" Tall Column with Indicator Top Plate</b>		Included	NA	NA	NA	
<b>Warranty</b>		2 yr	2 yr	2 yr	2 yr	

Industrial

# Enduro DXL Series



▲ Enduro DXL Series

## Scale Base



& Measurement Canada Approved

- For use in meat, poultry, and seafood to tough industrial jobs
- 1000% Overload Protection
- "Quad Spring" Design - Four spring shock absorbers. Load cell spider assembly is simply checked on lower frame, preventing load cell abuse.
- For 12" x 12" and 15" x 15" bases, heavy duty static overload stops provide added load cell protection even in the most demanding conditions.
- Washdown
  - 304 stainless steel
  - IP66 rated aluminum load cell
- Load cell cable length - 10 ft
- Approvals: NTEP - 11-083

Measurement Canada - AM-5974

## MODELS - Enduro DXL Series - Stainless Steel

Item #	Model	Capacity	Est. Ship Weight	List Price
<b>NTEP Approved Models</b>				
DXL-10002*	Enduro DXL 10 x 10 x 2	2 lbs	13 lbs	805.00
DXL-10005		5 lbs		805.00
DXL-10010		10 lbs		805.00
DXL-10025		25 lbs		805.00
DXL-10050		50 lbs		805.00
DXL-12050	Enduro DXL 12 x 12 x 3	50 lbs	17 lbs	965.00
DXL-12100		100 lbs		965.00
DXL-15050	Enduro DXL 15 x 15 x 3	50 lbs	34 lbs	1,275.00
DXL-15100		100 lbs		1,275.00
DXL-15200		200 lbs		1,275.00

\* Non-NTEP

## OPTIONS

Item #	Description	Est. Ship Weight	List Price
<i>Upgrade from Aluminum Load Cell to Stainless Steel when ordering DXL Platform - Pricing effective only when bundled with platform order</i>			
DXL-SS10	Upgrade to Stainless Steel Load Cell for Enduro 10 x 10 platform		295.00
DXL-SS12	Upgrade to Stainless Steel Load Cell for Enduro 12 x 12 platform		295.00
DXL-SS15	Upgrade to Stainless Steel Load Cell for Enduro 15 x 15 platform		295.00
Replacement Aluminum Load Cells for Enduro DXL Platforms - See Parts Catalog			
Replacement Stainless Steel Load Cells for Enduro DXL Platforms - See Parts Catalog			
EX200SC-12	12" Stainless Steel Pillar for X320 & CI-200SC Indicators w/mounting hardware	6 lbs	219.00
EX200SC-18	18" Stainless Steel Pillar for X320 & CI-200SC Indicators w/mounting hardware	8 lbs	279.00
GP2001AS-12	12" stainless steel pillar for CI-2001AS/BS Indicators w/hardware	6 lbs	219.00
GP2001AS-18	18" stainless steel pillar for CI-2001AS/BS Indicators w/hardware	8 lbs	279.00

Optional pillars to be sold with indicator/base combo only

Industrial

# Enduro HC Series



## Scale Base



& Measurement Canada **Approved**

- **For washdown or tough industrial applications**, Enduro HC platforms are constructed of 304 stainless steel and available with an IP66 anodized aluminum or an optional IP68 stainless steel load cell with a complete hermetic seal.
- **For general industrial needs**, mild steel models feature a two (2) part polyurethane finish.
- Platform sizes are available in 18" x 18", 18" x 24" and 24" x 24" with capacities ranging from 100 lbs. to 1,000 lbs.
- Load cell cable length - 10 ft
- Approvals: NTEP - 14-014 / Measurement Canada AM-5973

### ▲ Enduro HC

#### Mild Steel Base

### ▲ Enduro HC

#### Stainless Steel Base

All Enduro HC platforms utilize the same welded square tube construction along with 6 integral overload stops designed to provide maximum durability and unparalleled protection – up to 250% of the platform’s capacity – from shock and overload damage.

## MODELS - Enduro HC Mild Steel & Stainless Steel

Item #	Model	Capacities	Est. Ship Weight	List Price
<b>NTEP Approved Models</b>				
HCS-S100	Enduro HC Stainless Steel Platform 18" x 18" x 5.25"	100 lbs	67 lbs	1,795.00
HCS-S250		250 lbs		1,795.00
HCS-S500		500 lbs		1,795.00
HCS-M250	Enduro HC Stainless Steel Platform 18" x 24" x 5.25"	250 lbs	69 lbs	2,085.00
HCS-M500		500 lbs		2,085.00
HCS-L250	Enduro HC Stainless Steel Platform 24" x 24" x 5.25"	250 lbs	85 lbs	2,545.00
HCS-L500		500 lbs		2,545.00
HCS-L1000		1000 lbs		2,545.00
HCMS-S100	Enduro HC Mild Steel Platform 18" x 18" x 5.25"	100 lbs	65 lbs	1,195.00
HCMS-S250		250 lbs		1,195.00
HCMS-L250	Enduro HC Mild Steel Platform 24" x 24" x 5.25"	250 lbs	83 lbs	1,485.00
HCMS-L500		500 lbs		1,485.00
HCMS-L1000		1000 lbs		1,485.00

## OPTIONS

Item #	Description	List Price
HC-SLC0100	SS Load Cell for 100 lb - 18"x18"	1,145.00
HC-SLC0250	SS Load Cell for 250 lb - All sizes	1,145.00
HC-SLC0500	SS Load Cell for 500 lb - All sizes	595.00
HC-SLC1000	SS Load Cell for 1000 lb - 24" x 24"	595.00
CS-OPT05	Roller Conveyor (SS Rollers) for 18" x 18"	795.00
CS-OPT04	Roller Conveyor (SS Rollers) for 24" x 24"	945.00

Item #	Description	List Price
CS-OPT09	Ball Top Conveyor for 18" x 18"	1,145.00
CS-OPT10	Ball Top Conveyor for 18" x 24"	1,175.00
CS-OPT08	Ball Top Conveyor for 18" x 24"	1,175.00
Indicator options see pages 52-56		

12" and 18" Stainless Steel Pillars\* - See Page 38  
 \* Optional pillars to be sold with indicator/base combo only

Industrial

# Enduro GP Series

## General Purpose Checkweigher

- Configure your IP66 Enduro DXL platform & integral 12" stainless steel pillar with any one of three indicators. Choose from either a CI-200SC (IP67 rated stainless steel enclosed indicator with LED display), a CI-2001AS (IP65 rated stainless steel enclosed indicator with LED display), or C-2001BS (IP65 rated stainless steel indicator with LCD display).
- Capacities: 2 lbs - 200 lbs    • Platform sizes: 10" x 10", 12" x 12", and 15" x 15"
- Factory assembled and calibrated (5,000 x 1 Division)
- Approvals: NTEP - CI-200SC: 11-026, CI-2001AS/BS: 98-103A1, Enduro Base: 11-083
- Country of Origin: Base & Pillar - USA, Indicators - China & South Korea



◀ Enduro GP w/CI-200SC

### MODELS - Enduro GP

Item #	Description	Capacities	Est. Ship Weight	List Price
<b>NTEP Approved Models (except where noted)</b>				
GP-10002SC*	10" x 10" x 2"	2 lbs	25 lbs	1,595.00
GP-10005SC		5 lbs		1,595.00
GP-10010SC		10 lbs		1,595.00
GP-10025SC		25 lbs		1,595.00
GP-10050SC		50 lbs		1,595.00
GP-12050SC	12" x 12" x 3"	50 lbs	30 lbs	1,765.00
GP-12100SC		100 lbs		1,765.00
GP-15050SC	15" x 15" x 3"	50 lbs	47 lbs	2,055.00
GP-15100SC		100 lbs		2,055.00
GP-15200SC		200 lbs		2,055.00
GP-10002XX*	10" x 10" x 2"	2 lbs	25 lbs	1,235.00
GP-10005XX		5 lbs		1,235.00
GP-10010XX		10 lbs		1,235.00
GP-10025XX		25 lbs		1,235.00
GP-10050XX		50 lbs		1,235.00
GP-12050XX	12" x 12" x 3"	50 lbs	30 lbs	1,395.00
GP-12100XX		100 lbs		1,395.00
GP-15050XX	15" x 15" x 3"	50 lbs	47 lbs	1,685.00
GP-15100XX		100 lbs		1,685.00
GP-15200XX		200 lbs		1,685.00
Factory assembled & calibrated at 5,000d				

Model	Commercial	Non-Commercial
GP-10002*	-	2 x 0.0005 lbs
*Non-NTEP	-	1 x 0.0002 kg
GP-10005	5 x 0.001 lbs	5 x 0.0005 lbs
	2.5 x 0.005 kg	2.5 x 0.002 kg
GP-10010	10 x 0.002 lbs	10 x 0.001 lbs
	5 x 0.001 kg	5 x 0.0005 kg
GP-10025	25 x 0.005 lbs	25 x 0.002 lbs
	10 x 0.002 kg	10 x 0.001 kg
GP-10050	50 x 0.01 lbs	50 x 0.005 lbs
	25 x 0.005 kg	25 x 0.002 kg
GP-12050	50 x 0.01 lbs	50 x 0.005 lbs
	25 x 0.005 kg	25 x 0.002 kg
GP-12100	100 x 0.02 lbs	100 x 0.01 lbs
	50 x 0.01 kg	50 x 0.005 kg
GP-15050	50 x 0.01 lbs	50 x 0.005 lbs
	25 x 0.005 kg	25 x 0.002 kg
GP-15100	100 x 0.02 lbs	100 x 0.01 lbs
	50 x 0.01 kg	50 x 0.005 kg
GP-15200	200 x 0.05 lbs	200 x 0.02 lbs
	100 x 0.02 kg	100 x 0.01 kg



▲ CI-2001AS

### OPTIONS

Item #	Description	Ship Weight	List Price
EX200SC-3	3" Stainless Steel Pillar for X320 & CI-200SC - Replaces 12" Pillar	4 lbs	Deduct \$70
EX200SC-18	18" Stainless Steel Pillar for X320 & CI-200SC w/hardware - Replaces 12" Pillar	8 lbs	Add \$60
GP2001AS-18	18" Stainless Steel Pillar for CAS2001AS/BS w/hardware - Replaces 12" Pillar	8 lbs	Add \$60

Optional stainless steel load cells - see Page 36

Industrial



# Enduro Extreme

## Washdown Checkweigher



- For use in meat, poultry, seafood processing and other HARSH industrial applications!
- **Price Includes:** CAS X320, VAC IP69K and IP68 Washdown Indicator (with RS232 serial output, 3 HIGH INTENSITY colored LED's for 3 band checkweighing, 1 input, and 3 isolated high side drive outputs), IP66 Enduro DXL platform, and integral 12" stainless steel pillar.
- Capacities: 2 lbs - 200 lbs      • Platform sizes: 10" x 10", 12" x 12", and 15" x 15"
- Power Cord - 5ft      • Shipped as individual components
- Approvals: NTEP - X320 Indicator: 11-050, Enduro Base: 11-083

### ► Enduro Extreme



- Virtually Indestructible Keypad
- High Temperature Water Washdown - Up to 176°F / 80°C
- High Pressure Water Jets - Up to 1450 psi

## MODELS - Enduro Extreme

Item #	Description	Capacities	Est. Ship Weight	List Price
<b>NTEP Approved Models (except where noted)</b>				
EX-10002*	10" x 10" x 2"	2 lbs	25 lbs	1,795.00
EX-10005		5 lbs		1,795.00
EX-10010		10 lbs		1,795.00
EX-10025		25 lbs		1,795.00
EX-10050		50 lbs		1,795.00
EX-12050	12" x 12" x 3"	50 lbs	30 lbs	1,945.00
EX-12100		100 lbs		1,945.00
EX-15050	15" x 15" x 3"	50 lbs	47 lbs	2,295.00
EX-15100		100 lbs		2,295.00
EX-15200		200 lbs		2,295.00
Factory assembled & calibrated at 5,000 div				

### EX200SC-3 Mount ▼



## OPTIONS

Item #	Description	List Price
X320B	Battery Operated CAS X320 Indicator	Add 260.00
Upgrade from Aluminum Load Cell to Stainless Steel when ordering DXL Platform - Pricing effective only when bundled with platform order		
DXL-SS10	Stainless Steel Load Cell for Enduro 10" x 10" platform	295.00
DXL-SS12	Stainless Steel Load Cell for Enduro 12" x 12" platform	295.00
DXL-SS15	Stainless Steel Load Cell for Enduro 15" x 15" platform	295.00
EX200SC-3	Indicator Mount - 304 Stainless Steel - Replaces 12" Pillar for CAS-X320 and CI200SC only	Deduct \$70
EX200SC-18	18" 304 Stainless Steel Pillar - Replaces 12" Pillar for CAS-X320 and CI200SC only	Add \$60
C10012	Cable, Serial CASLink: Provides an optical serial magnetically coupled connection onto the front of the X320 & 400 series indicators for USB/computer service or setup	68.00

\* Non-NTEP

Model	Commercial	Non-Commercial
EX-10002* *Non-NTEP	-	2 x 0.0005 lbs
	-	1 x 0.0002 kg
	-	32 x 0.01 oz
EX-10005	5 x 0.001 lbs	5 x 0.0005 lbs
	2.5 x 0.005 kg	2.5 x 0.002 kg
	80 x 0.02 oz	80 x 0.01 oz
EX-10010	10 x 0.002 lbs	10 x 0.001 lbs
	5 x 0.001 kg	5 x 0.0005 kg
	160 x 0.05 oz	160 x 0.02 oz
EX-10025	25 x 0.005 lbs	25 x 0.002 lbs
	10 x 0.002 kg	10 x 0.001 kg
	400 x 0.1 oz	400 x 0.05 oz
EX-10050	50 x 0.01 lbs	50 x 0.005 lbs
	25 x 0.005 kg	25 x 0.002 kg
	800 x 0.2 oz	800 x 0.1 oz
EX-12050	50 x 0.01 lbs	50 x 0.005 lbs
	25 x 0.005 kg	25 x 0.005 kg
	800 x 0.2 oz	800 x 0.2 oz
EX-12100	100 x 0.02 lbs	100 x 0.01 lbs
	50 x 0.01 kg	50 x 0.005 kg
	1600 x 0.5 oz	1600 x 0.2 oz
EX-15050	50 x 0.01 lbs	50 x 0.005 lbs
	25 x 0.005 kg	25 x 0.002 kg
	800 x 0.02 oz	800 x 0.1 oz
EX-15100	100 x 0.02 lbs	100 x 0.01 lbs
	50 x 0.01 kg	50 x 0.005 kg
	1600 x 0.5 oz	1600 x 0.2 oz
EX-15200	200 x 0.05 lbs	200 x 0.02 lbs
	100 x 0.02 kg	100 x 0.01 kg
	3200 x 1 oz	3200 x 0.5 oz

Industrial

# Transit 2 Series



▲ Shown with optional swivel wheels

## Portable Platform Scale

- Portable Weighing Platform - Heavy Duty Tubular Construction
- 500, 1,000, and 1,500 lb capacities
- Available Platform Sizes: 24" x 18"  
30" x 24"
- In-board 5" Diameter Fixed Wheels
- Rear swivel casters w/locks
- 48" Tall Structural Tube Column with Handle Grips & Indicator Plate
- Mild Steel or Stainless Steel Models
- Country of Origin: USA

## MODELS - Transit Series

Item #	Description	Est. Ship Weight	List Price
TR2S-500C	Mild Steel, 24" x 18", 500 lb capacity		2,675.00
TR2S-1000C	Mild Steel, 24" x 18", 1,000 lb capacity		2,675.00
TR2S-1500C	Mild Steel, 24" x 18", 1,500 lb capacity		3,090.00
TR2L-500C	Mild Steel, 30" x 24", 500 lb capacity		3,090.00
TR2L-1000C	Mild Steel, 30" x 24", 1,000 lb capacity		3,090.00
TR2L-1500C	Mild Steel, 30" x 24", 1,500 lb capacity		3,090.00
TR2S-500S	Stainless Steel, 24" x 18", 500 lb capacity		5,135.00
TR2S-1000S	Stainless Steel, 24" x 18", 1,000 lb capacity		5,135.00
TR2S-1500S	Stainless Steel, 24" x 18", 1,500 lb capacity		5,385.00
TR2L-500S	Stainless Steel, 30" x 24", 500 lb capacity		5,795.00
TR2L-1000S	Stainless Steel, 30" x 24", 1,000 lb capacity		5,795.00
TR2L-1500S	Stainless Steel, 30" x 24", 1,500 lb capacity		5,795.00

## OPTIONS

Item #	Description	Ship Weight
CAL	Factory calibration - Includes Quick Connect Hardware	
MS-0002	Mild steel square tubing push handle (For use with swivel casters only)	
LC-TR01	Hermetically sealed stainless steel load cell	
SS-0002	Stainless steel square tubing push handle (For use with swivel casters only)	

Industrial

# CWP

## Portable Digital Utility Scale

- Ergonomic design insures portability & versatility
- Rugged cast iron industrial platform
- Lockable weigh platform
- Industrial locking casters
- Folding handle for storage ease
- Country of Origin: South Korea

### CI-201A Indicator

- Weighing Indicator with Numeric Keypad
- Optimize display viewing angle with the adjustable tilt bracket
- Battery Operated (Rechargeable)
- LCD Display
- Plastic Enclosure

► CWP-300 w/CI-201A



Industrial


### MODELS - CWP

Item #	Model	Est. Ship Weight	List Price
CWP-150	CWP 150 lb Capacity	66 lbs	1,495.00
CWP-300	CWP 300 lb Capacity		1,495.00

### OPTIONS

Item #	Description	Ship Weight	List Price
	Wireless Option		Consult Factory

# HFS Series



▲ HFS Series

## Floor Scale



- Heavy duty tubular construction
- 6 mm anti-skid diamond plate deck
- Side access j-box
- Double shield load cell cable - 16'
- Top access adjustable load cell feet
- Quick Connect indicator/load cell cable
- 100% end loading capability
- 150% overload protection
- High quality powder coat finish
- Approvals: NTEP - 07-022A2
- Country of Origin: China

Model		HFS-405	HFS-410	HFS-505	HFS-510
Capacity & Resolution	lb	5,000 x 1 lb	10,000 x 2 lbs	5,000 x 1 lb	10,000 x 2 lbs
Dimensions W x D x H	In	48 x 48 x 3.5		60 x 60 x 3.5	
	mm	1,200 x 1,200 x 90		1,500 x 1,500 x 90	

## MODELS - HFS Series

Item #	Model	Est. Ship Weight Each	List Price
<b>NTEP Approved Models</b>			
HFS-405	HFS-405 Floor Scale, 4 x 4, 5K capacity	275 lbs	1,135.00
HFS-410	HFS-410 Floor Scale, 4 x 4, 10K capacity	330 lbs	1,195.00
HFS-505	HFS-505 Floor Scale, 5 x 5, 5K capacity	365 lbs	1,345.00
HFS-510	HFS-510 Floor Scale, 5 x 5, 10K capacity	420 lbs	1,445.00
*** See Pages 58-63 for Indicator Options ***			

## OPTIONS

Item #	Description	Ship Weight	List Price
CAL	Match Calibration	-	75.00
RAMP48X36	Access Ramp (48 x 36 x 3.5)	175 lbs	425.00
RAMP48X48	Access Ramp (48 x 48 x 3.5)	220 lbs	435.00
RAMP60X36	Access Ramp (60 x 36 x 3.5)	220 lbs	445.00
RAMP60X48	Access Ramp (60 x 48 x 3.5)	220 lbs	465.00
HFS-BG1-48	Bumper Guard - Mild Steel - Single side with 45 degree bump angle - 48" *** Special Order *** Please contact your sales representative for lead time		Please contact your sales representative
HFS-BG1-60	Bumper Guard - Mild Steel - Single side with 45 degree bump angle - 60" *** Special Order *** Please contact your sales representative for lead time		
BSA-2.5K	Replacement Load Cell for HFS-405/505, BSA Series - 2.5K capacity	3 lbs	109.00
BSA-5KSE	Replacement Load Cell for HFS-410/510, BSA Series - 5K capacity (SE)	3 lbs	109.00
OHE1	Replacement Foot	2 lbs	39.00

# Real Deal! Floor Scale Package

## Hercules Floor Scale & Indicators









**Step 1 -** Choose platform size and capacity




**Step 2 -** Choose Instrumentation



**Step 3 -** Choose Applicable Hardware Options, Calibration, and/or Factory Configuration as shown on page 52

Industrial

Item #	Choose Indicator or Counting Scale	Shipping Weight	List Price
<b>HFS-405 Floor Scale - 4' x 4', 5,000 x 1 lb</b>			
HFS-405-A	 CI-2001A	280 lbs	1,380.00
HFS-405-B	 CI-2001B	280 lbs	1,380.00
HFS-405-C	 CI-200A	280 lbs	1,444.00
HFS-405-D	 CI-201A	280 lbs	1,444.00
HFS-405-E	 EC-2	290 lbs	1,550.00
<b>HFS-410 Floor Scale - 4' x 4', 10,000 x 2 lbs</b>			
HFS-410-A	 CI-2001A	335 lbs	1,440.00
HFS-410-B	 CI-2001B	335 lbs	1,440.00
HFS-410-C	 CI-200A	335 lbs	1,504.00
HFS-410-D	 CI-201A	335 lbs	1,504.00
HFS-410-E	 EC-2	345 lbs	1,610.00

Item #	Choose Indicator or Counting Scale	Shipping Weight	List Price
<b>HFS-505 Floor Scale - 5' x 5', 5,000 x 1 lb</b>			
HFS-505-A	 CI-2001A	370 lbs	1,590.00
HFS-505-B	 CI-2001B	370 lbs	1,590.00
HFS-505-C	 CI-200A	370 lbs	1,654.00
HFS-505-D	 CI-201A	370 lbs	1,654.00
HFS-505-E	 EC-2	380 lbs	1,760.00
<b>HFS-510 Floor Scale - 5' x 5', 10,000 x 2 lbs</b>			
HFS-510-A	 CI-2001A	425 lbs	1,690.00
HFS-510-B	 CI-2001B	425 lbs	1,690.00
HFS-510-C	 CI-200A	425 lbs	1,754.00
HFS-510-D	 CI-201A	425 lbs	1,754.00
HFS-510-E	 EC-2	435 lbs	1,860.00

# HFS-SS Series



## Stainless Steel Floor Scale

- Above ground or pit type
- Available in 2' x 2' (24" x 24") to 5' x 7' (60" x 84") sizes
- Custom sizes available upon request • Capacities range from 2,500 lbs to 10,000 lbs
- Construction: Stainless steel structural 'C' channel sub structure
- Laser cut 1/4" 304 stainless steel smooth plate deck • Threaded lifting eye bolt holes
- Four internally mounted NTEP certified IP67 rated stainless steel load cells
- **Lead time: Please call for current lead times - Usually 2 - 3 weeks**
- Approvals: NTEP - Pending • Country of Origin: USA

### MODELS - HFS-SS Series

Item #	Model	Capacity	Est. Ship Weight	List Price
HFS-SS-3636-02	3 x 3 Stainless Steel Floor Scale	2.5K		4,345.00
HFS-SS-3636-05	3 x 3 Stainless Steel Floor Scale	5K		5,555.00
HFS-SS-4848-05	4 x 4 Stainless Steel Floor Scale	5K		5,995.00
HFS-SS-4848-10	4 x 4 Stainless Steel Floor Scale	10K		8,245.00
HFS-SS-6060-05	5 x 5 Stainless Steel Floor Scale	5K		7,645.00
HFS-SS-6060-10	5 x 5 Stainless Steel Floor Scale	10K		10,935.00
HFS-SS-7248-05	6 x 4 Stainless Steel Floor Scale	5K		7,645.00
HFS-SS-7248-10	6 x 4 Stainless Steel Floor Scale	10K		10,935.00

### OPTIONS

Item #	Description	List Price
SSR-3636	Stainless Steel 36 x 36 Ramp	1,495.00
SSR-4836	Stainless Steel 48 x 36 Ramp	1,725.00
SSR-6036	Stainless Steel 60 x 36 Ramp	1,985.00
SSR-7236	Stainless Steel 72 x 36 Ramp	2,565.00
SSR-3648	Stainless Steel 36 x 48 Ramp	1,725.00
SSR-4848	Stainless Steel 48 x 48 Ramp	2,325.00
SSR-6048	Stainless Steel 60 x 48 Ramp	2,695.00
SSBR-3636	Stainless Steel 36 x 36 Bumper Ramp (Foot plates not incl)	750.00
SSBR-4848	Stainless Steel 48 x 48 Bumper Ramp (Foot plates not incl)	1,000.00
SSBR-6060	Stainless Steel 60 x 60 Bumper Ramp (Foot plates not incl)	1,250.00
SSBR-7248	Stainless Steel 72 x 48 Bumper Ramp (Foot plates not incl)	1,500.00
SSBR-FP	Set of two foot plates Must be requested separately	165.00

Options/Accessories: Floor mounted and platform integral indicator stands, indicators, and printers.

Item #	Description	List Price
SPPF-3636	Stainless Steel 36 x 36 Pit Frame	1,370.00
SPPF-4848	Stainless Steel 48 x 48 Pit Frame	1,830.00
SPPF-6060	Stainless Steel 60 x 60 Pit Frame	2,280.00
SPPF-7248	Stainless Steel 72 x 48 Pit Frame	2,285.00
LC-TR01	Hermetically Sealed Load Cell	Please Call
HFS-LD-MS25	Lag Down Plate - 2.5" Diameter Foot, Mild Steel	44.00
HFS-LD-MS30	Lag Down Plate - 3" Diameter Foot, Mild Steel	61.00
HFS-LD-SS25	Lag Down Plate - 2.5" Diameter Foot, Mild Steel	85.00
HFS-LD-SS30	Lag Down Plate - 3" Diameter Foot, Mild Steel	99.00
CAL	Factory calibration - Includes Quick Connect Hardware	
	Optional Diamond Plate	Please Call
	Optional Remote J-Box	Please Call

# HFS Lift Deck Series

## Stainless Steel Washdown Lift Deck Floor Scale

- Safe and easy to clean
- Above ground or pit type
- Available in 3' x 3' (36" x 36") to 4' x 6' (48" x 72") sizes
- Custom sizes available upon request
- Capacities ranging from 2,500 lbs to 5,000 lbs
- Stainless steel structural tube sub-structure
- Laser cut 1/4" 304 stainless steel smooth plate deck
- Four internally mounted IP67 rated stainless steel load cells
- Structural channel sub structure
- Lead time: Please call for current lead times - Usually 2 - 3 weeks
- Approvals: NTEP - Pending      • Country of Origin: USA

**Option:** Stainless steel hermetically sealed load cell upgrade

Galvanizing, s/s tread deck plate, floor anchor plates, pit frames, ramps, bumpers, floor mounted & platform integral indicator stands, wheeled or forklift portability frames, indicators, and printers.

**End loading capacities:** 80% for 2.5K capacity platforms; 100% for all 5K and 10K capacity platforms 150% overload protection, side access or optional remote stainless- steel junction box with signal trim summing card. All exposed surfaces are blasted to a clean consistent appearance



Top plate lifting handles with dual gas shocks to ensure safe and easy raising of the deck

### MODELS - HFS-SSLD Series

Item #	Model	Capacity	Est. Ship Weight	List Price
HFS-SSLD-3636-02	3' x 3' Stainless Steel Floor Scale, Lift Deck	2.5K		7,995.00
HFS-SSLD-4848-02	4' x 4' Stainless Steel Floor Scale, Lift Deck	2.5K		8,945.00
HFS-SSLD-3636-05	3' x 3' Stainless Steel Floor Scale, Lift Deck	5K		7,995.00
HFS-SSLD-4848-05	4' x 4' Stainless Steel Floor Scale, Lift Deck	5K		8,945.00
HFS-SSLD-6060-05	5' x 5' Stainless Steel Floor Scale, Lift Deck	5K		10,995.00
HFS-SSLD-7248-05	6' x 4' Stainless Steel Floor Scale, Lift Deck	5K		10,995.00

### OPTIONS

Item #	Description	Ship Weight	List Price
SSR-3636	Stainless Steel 36 x 36 Ramp		1,495.00
SSR-4836	Stainless Steel 48 x 36 Ramp		1,725.00
SSR-6036	Stainless Steel 60 x 36 Ramp		1,985.00
SSR-7236	Stainless Steel 72 x 36 Ramp		2,565.00
SSR-3648	Stainless Steel 36 x 48 Ramp		1,725.00
SPPF-3636	Stainless Steel 36 x 36 Pit Frame		1,370.00
SPPF-4848	Stainless Steel 48 x 48 Pit Frame		1,830.00
SPPF-6060	Stainless Steel 60 x 60 Pit Frame		2,280.00
SPPF-7248	Stainless Steel 72 x 48 Pit Frame		2,285.00
LC-TR01	Hermetically Sealed Load Cell		Please Call
	Optional Diamond Plate and/or Remote J-Box		Please Call

# R2-1000



▲ R2-1000

## Drum Scale

- 1000 lb Capacity
- Reinforced Mild steel construction
- Anti-skid diamond plate deck
- Integral ramps
- Live side rails
- Built-in casters for easy transport
- Handles for portability
- Top access junction box
- Adjustable load cell feet
- Four environmentally protected planar beam load cells
- 150% load cell overload rating
- High quality paint finish
- Ten (10) foot home run cable
- Country of Origin: China



Model		R2-500 *	R2-1000
Capacity & Resolution	lb	500 x 0.2 lbs	1,000 x 0.5 lbs
Dimensions (W x H x D)	In	41.3 x 41.3 x 2.7	
	mm	1050 x 1050 x 68	



▲ CI-100A with Quick Connect Cable

## MODELS - R2-1000 Series

Item #	Model	Est. Ship Weight	List Price
R2-1000	R2-1000 Drum Scale with 10' of Indicator Home Run Cable	150 lbs	865.00
R2-1000-CI	R2-1000-CI Drum Scale with CI-100A Indicator and Factory Calibration	150 lbs	995.00
R2-500	Convert the R2-1000 Drum Scale to R2-500 - 500 x 0.2 lbs Indicator not included	150 lbs	

## OPTIONS

Item #	Description	List Price
CAL	Match Calibration	75.00

## Indicators

For more information, see pages 52 - 54



▲ CI-2001A



▲ CI-2001B



▲ CI-200A





▲ CI-201A






▲ CI-100A



For up to date pricing & inventory,  
please visit [www.cas-usa.com](http://www.cas-usa.com)

<b>Indicator Matrix</b>									
<b>Model</b>	CI-100A	CI-2001A	CI-2001B	CI-2001AS	CI-2001BS	CI-200A	CI-201A	CI-200SC	
<b>Load Cells</b>	(4) 350 OHM	(4) 350 OHM	(4) 350 OHM	(4) 350 OHM	(4) 350 OHM	(8) 350 OHM	(8) 350 OHM	(8) 350 OHM	
<b>A/D Conversion Speed</b>		10 times/sec	10 times/sec	10 times/sec	10 times/sec	80 times/sec	80 times/sec	80 times/sec	
<b>Enclosure</b>	Aluminum Alloy	General Industrial	General Industrial	Stainless Steel	Stainless Steel	Hardened Plastic	Hardened Plastic	Stainless Steel	
<b>Wall/Desk Mount Incl</b>	•	•	•	•	•	•	•	•	
<b>IP Rating</b>		NEMA 12	NEMA 12	IP 65	IP65	NEMA 12	NEMA 12	IP 67	
<b>Power</b>	AC	AC	AC	AC	AC	AC/DC	AC/DC	AC/DC	
<b>DC Power Type</b>	•					Rechargeable	Rechargeable	Rechargeable	
<b>LED Display</b>		•		•		•		•	
<b>LCD Display W/ Adjustable Backlight</b>			•				•		
<b>Display Size</b>	25MM (63/64")	14MM (35/64")	25MM (63/64")	14MM (35/64")	25MM (63/64")	25MM (63/64")	24MM (15/16")	25MM (63/64")	
<b>Numeric Keypad</b>						•	•	•	
<b>RS-232C COM Port(s)</b>	(1) One	(1) One	(1) One	(1) One	(1) One	(2) Two	(2) Two	(1) One	
<b>RS-485</b>						Optional	Optional	Optional	
<b>USB</b>	•								
<b>Time &amp; Date</b>	•					•	•	•	
<b>Units</b>	Lb, Kg, lb-oz	Lb/Kg	Lb/Kg	Lb/Kg	Lb/Kg	Lb/Kg	Lb/Kg	Lb/Kg	
<b>0-19 Numeric ID #</b>						•	•	•	
<b>Counting</b>	•								
<b>Percent</b>	•								
<b>Accumulation</b>	•					•	•	•	
<b>High/Low Limit</b>	•						•	•	
<b>Over / Under / Accept Annunciators</b>	•							•	
<b>Hold</b>	•								
<b>Dual Range Capabilities</b>	•					NON NTEP	NON NTEP	NON NTEP	
<b>Multi Point Calibration</b>	•					•	•	•	
<b>NTEP</b>	#16-103	#98-103A	#98-103A	#98-103A	#98-103A	#11-026	#11-026	#11-026	
<b>Measurement Canada</b>	AM-6044	AM-5269	AM-5269	AM-5269	AM-5269	AM-5903	AM-5903	AM-5903	

<b>Indicator Matrix</b>					
<b>Model</b>	X320 - Washdown		R423	R400	
<b>Load Cells</b>	(4) - 350 OHM		(16) - 350 OHM	(16) - 350 OHM	
<b>A/D Conversion Speed</b>	20 Hz with Fir Filtering (greater than 80dB)				
<b>Enclosure</b>	High Tech Composite Alloy		Stainless Steel	High Tech Plastic Alloy	
<b>Panel Mount Enclosure</b>	-		Yes - Option	Yes - Option	
<b>Deskmount Enclosure</b>	-		Yes - Option	Yes - Option	
<b>IP Rating - Standalone Indicator</b>	1P-69K/IP68 - Washdown High Pressure Washdown: 1450 PSI High Temp Water - 176 F / 80 C Submersion: 6 ft water / 1 hr Impact Resistant: 4' (1.2 M)		IP-66	IP-65	
<b>Temperature</b>	- 10 ~ 50 C / Humidity 100%				
<b>Power</b>	AC		AC	AC	
<b>DC Power Type</b>	X320B Option 12V Rec. NiMH Batt		12-24 DC - Option	12-24 DC - Option	
<b>Configurable Sleep Mode</b>	Yes				
<b>LED Display</b>	-		-	-	
<b>LCD Display w/Backlight</b>	Yes		Yes - Dual Line	Yes - Dual Line	
<b>Display Size</b>	20MM				
<b>RS-232C COM Port</b>	Yes - Bi-Directional		RS232C Bi-Directional & RS485 Transmit Only		
<b>RS-485 Converter</b>	Optional (Model #C0080)		<b>Function Inputs</b>	Up to Eight (8)	Up to Eight (8)
<b>20mA</b>	Optional (Model #C0081)		<b>Weight Related Setpoints</b>	Up to Eight (8)	Up to Eight (8)
<b>Bluetooth</b>	Bluetooth (Model #C0200)		<b>Networking</b>	•	•
<b>Time &amp; Date</b>	Yes		<b>Clock Calendar</b>	•	•
<b>Units</b>	A319 FIRMWARE LB/OZ/G - Switchable K307 FIRMWARE LB/OZ/KG/G/TON- Fixed		<b>Custom Printing</b>	•	•
<b>Counting</b>	Yes - Function Key	<b>Full Keypad</b>	•	•	
<b>Live Weight Averaging</b>	Yes - Function Key	<b>ACCESSORIES</b>			
<b>Accumulation</b>	Yes - Function Key	<b>RS232/RS232</b>	•	•	
<b>Peak Hold</b>	Yes - Function Key	<b>RS232/ RS485</b>	•	•	
<b>Over/Under/Accept</b>	Yes - 3 Bands	<b>RS485/ RS485</b>	•	•	
<b>Product Storage</b>	5 Products - Optional N/C	<b>Module, Wired Ethernet</b>	Yes	Yes	
<b>Inputs</b>	One (1)	<b>Profi-bus Interface</b>	Yes	Yes	
<b>Outputs</b>	Three (3) Isolated Transistor Outputs	<b>I/O 1-8 / 916 / 17-24 / 25-32</b>	Yes	Yes	
		<b>4 Button Input</b>	Yes	Yes	
		<b>Analog Output</b>	Yes	Yes	
		<b>Stainless Steel Wall Mount</b>	Yes	Yes	
		<b>Clear Protective Cover</b>	Yes	Yes	
		<b>Physical Seal</b>	Yes	Yes	
		<b>NiMH Battery Pack</b>	Yes	Yes	
		<b>Power Supply, VDC,2A DIN Rail</b>	Yes	Yes	
		<b>Relay Output, PCB, DIN Rail Kit</b>	Yes	Yes	
		<b>20mA Converter</b>	Yes	Yes	
		<b>Bluetooth Serial Adapter</b>	Yes	Yes	
		<b>Desk Mount w/Power Supply</b>	Yes	Yes	
<b>CAS Link</b>	Opt. USB Cable / PC Software	Optional USB Cable / PC Software			
<b>NTEP</b>	11-050	11-050			

# CI-200 Series

## Indicator



Measurement & Canada Approved

- Weighing Indicator with Numeric Keypad
- RS-232 Output • Connect up to 8 - 350 ohm Load Cells
- AC or Battery Operated (Rechargeable): CI-200A, CI-201A, CI-200SC
- AC or Battery Operated (Dry Battery): CI-200A-DB (Dry Battery), CI-201A-DB (Dry Battery)
- LED Display: CI-200A, CI-200SC • LCD Display: CI-201A
- Plastic Enclosure: CI-200A, CI-201A • Stainless Enclosure: CI-200SC
- Approvals: NTEP - 11-026 • Country of Origin: China  
Measurement Canada - AM-5903



▲ CI-201A

▲ CI-200SC



▲ CI-200A

## MODELS - CI-200 Series

Item #	Model	Est. Ship Weight	List Price
<b>NTEP &amp; Measurement Canada Approved Models</b>			
CI-200A	CI-200A w/LED Display - AC/Rechargeable Battery	4 lbs	365.00
CI-201A	CI-201A w/LCD Display - AC/Rechargeable Battery	4 lbs	365.00
CI-200SC *	CI-200SC w/LED Display - AC/Rechargeable Battery	6 lbs	595.00

## OPTIONS

Item #	Description	Ship Weight	List Price
CI-2DB	Dry Battery Option - CI-200A/201A when ordered with CI-200A/201A		
TM-U295	Epson TM-U295 Printer w/PS-180 power supply	9 lbs	599.00
DT2X-01	DT2X Label/Receipt Printer w/USB & JS21 Serial Cable	5 lbs	395.00
DT4X-01	DT4X Label/Receipt Printer w/USB & JS21 Serial Cable	6 lbs	415.00

	CI-200A	CI-201A	CI-200SC		CI-200A	CI-201A	CI-200SC
Power: AC	•	•	•	Indicator Wall/Desk Mount Kit Included	•	•	•
Power: DC	•	•	•	Keyboard Tare	•	•	•
LCD Display w/Adjustable Backlight		•		Password Protected	•	•	•
LED Display	•		•	Hi/Lo Alarm		•	•
Numeric Keypad	•	•	•	Over/Under/Accept Annunciators			•
Hardened Plastic NEMA 12 Enclosure	•	•		0 - 19 Numeric Item #	•	•	•
304 Stainless Steel IP67 Enclosure			•	Multi-Point Calibration	•	•	•
Mode	Accumulation	•	•	Time/Date	•	•	•
	Counting		•	Weight Back Up	•	•	•
	Percent		•	Dual Range Capabilities	Non NTEP	Non NTEP	Non NTEP
RS-232C	2	2	1	CAS "Quick Connect" Load Cell Cable Connector	•	•	
Units	lb/kg	lb/kg	lb/kg	Universal Load Cell Cable Connector			•

# CI-2001 Series



▲ CI-2001A



▲ CI-2001B



▲ CI-2001AS



▲ CI-2001BS

## Indicator



& **Measurement Canada Approved**

- Standard RS-232
- Kg/lb Switchable
- Class III Approved at 5,000 lb Divisions
- Up to 10,000 lb Divisions for Non-NTEP Applications
- Connect up to 4 - 350 ohm Load Cells
- Approvals: NTEP - 98-103A1  
Measurement Canada - AM-5269
- Country of Origin: South Korea

Model	Dimensions W x D x H	Model	Dimensions W x D x H
CI-2001A	9 x 2.3 x 4.7	CI-2001AS	9.5 x 2.8 x 6.5
CI-2001B	9 x 2.3 x 4.7	CI-2001BS	9.5 x 2.8 x 6.5

## MODELS - CI-2001 Series

Item #	Model	Est. Ship Weight	List Price
<b>Measurement Canada &amp; NTEP Approved Models</b>			
CI-2001A	CI-2001 w/Bright LED Display	4 lbs	245.00
CI-2001B	CI-2001 w/LCD & Backlight		245.00
CI-2001AS	CI-2001 w/Bright LED Display & Stainless Steel Case	6 lbs	309.00
CI-2001BS	CI-2001 w/LCD & Backlight & Stainless Steel Case		309.00

## OPTIONS

Item #	Description	Ship Weight	List Price
DT2X-01	DT2X Label/Receipt Printer w/USB & JS21 Serial Cable	5 lbs	395.00
TM-U295	Epson TM-U295 Printer w/PS-180 power supply	9 lbs	599.00

Optional printers available for the CI-2001 Series & CI-200 Series	
	
<b>DT2X Godex Label Printer*</b>	<b>Epson TM-U295 Slip Printer</b>
3.94(W)x8.58(D)x6.77(H)	7.1(W)x7.5(D)x4.0(H)

\* CI-200 only. Call for CI-2001 Receipt Printer Options

Industrial

# CI-100A



▲ CI-100A

## Indicator



**Measurement & Canada Approved**

- Simple, yet full featured weighing indicator
- AC/DC power
- One full duplex RS-232 serial output and one USB interface port
- Load Cell Capability - up to four (4) 350 ohm load cells
- 1 inch (25 mm) LCD with 16 annunciators and blue backlight
- Approvals: NTEP - 16-103  
Measurement Canada - AM-6044  
CE, WEEE Directive, UL/CUL
- Country of Origin: China

### Functionality includes:

Weight • Count • Percent • Hold • Data Compare (check weighing)  
Animal Weighing • Time • Date • Accumulation



▲ CI-100A w/CAS Quick Connect Cable

## MODEL - CI-100A

Item #	Model	Est. Ship Weight	List Price
<b>NTEP &amp; Measurement Approved Models</b>			
CI-100A	CI-100A Indicator with LCD display and pigtail quick connect (female) cable	4 lbs	229.00

## OPTIONS

Item #	Description	Est. Ship Weight	List Price
J191	RS232 Cable - Length: 1.5m/4.9 ft	1 lb	21.00
J192	USB Cable - Length: 1m/3.2 ft	1 lb	21.00

# X320 Series

## Washdown Indicator



- Highest Environmental Protection Rating IP69K/68
- Impact Resistant
- Manufactured with High Tech Composite Alloy
- Encapsulated Components
- Capacitive Keyboard - Knife, Scissor, and Sharp Tool Proof
- Connect up to 4 - 350 ohm Load Cells
- Checkweighing Annunciators
- Supplied Bi-directional RS-232 Serial Port
- Country of Origin: Assembled in the USA from globally sourced components
- Lb/oz/g - Unit Switchable or Fixed Unit (lb/oz/kg/g/ton)
- Stainless Desk/Wall Mount Included
- Approvals: NTEP - 11-050



▲ X320



XD30 ►  
Remote Display

### MODELS - X320 Series

Item #	Model	Est. Ship Weight	List Price
<b>NTEP Approved Models</b>			
CAS-X320-WM	CAS X320 Washdown Indicator, includes stainless steel wall/desk mount	4 lbs	809.00
CAS-X320B	CAS X320 Washdown Indicator Battery Operated includes stainless steel wall/desk mount	6 lbs	1,069.00

### OPTIONS

Item #	Description	List Price
C10012	Cable, Serial CASLink-USB	68.00
XD30	Remote Display Unit - AC Power	809.00

Ingress Protection	IP69K/IP68		Outputs	3
Enclosure	Hi Tech Plastic Alloy	Hi Tech Composite Alloy	Networking	•
Power	AC 110-240 VAC	•	Units - Switchable (Firmware A319)	lb/oz/grams
	DC 12-24VDC	Optional	Units - Fixed (Firmware K307)	lb/oz/kg/g/ton
	Battery 12V 2.5Ah (NiMH)	Optional	Product Storage	5
# of Load Cells	@ 350 Ohm	4	Check Weigh Bands	3
	@ 700 Ohm	8	Counting	•
Supplied Communication Port	RS232 Bidirectional		CASLink	Optional USB Cable PC Software Included
Converter	RS485 (Model #C0080)		Clock Calendar	•
	20 mA (Model #C0081)		Configurable "sleep" mode option	•
	Bluetooth (Model #C0200)		Configurable back light settings	•
Inputs	1		Print Totals	•

\* Refer to actual firmware revision for possible changes to unit switching capabilities

Application Software	K376	K378
Print (Serial RS232)	Advanced	
Counting	S	-
Manual Hold	S	-
Peak Hold	S	-
Totalization	S	-
Basic Check Weighing	S	-
Advanced Check Weighing	-	S
Products	1	S
Ring Network	S	S
Bluetooth Accessory	A	A
Set Point Outputs	S	S
Units lb/kg Switching	S	S
Units lb/kg/oz/g /lb-oz Switching	S	S
Units on Power Key or Function Key	S	-
Dual Range & Gravity Compensation	S	S
Linearization	S	S
Animal Weighing	S	-
Quick Calibration	S	S

Industrial

# R400 Series

## Industrial Weight Controller



- ABS or Stainless Steel Models
- Connect up to 16 - 350 ohm Load Cells
- Supplied Bi-directional RS232 & Transmit only RS485
- Up to 8 Function Inputs • Up to 8 Weight Related Setpoints
- Approvals: NTEP - 11-050A2
- Country of Origin: Assembled in the USA from globally sourced components



▲ R423

▲ R420

◀ R420: Panel Mount

		R420	R423	
Panel Mount		•	•	
Desk Mount/Enclosure		IP65 Rated	IP66 Rated	
Enclosure	Hi Tech Plastic Alloy	•	-	
	Stainless Steel	-	•	
Power	110-240 VAC	•	•	
	12-24 DC	Optional	Optional	
# of Load Cells	@ 350 Ohm	16		
	@ 700 Ohm	32		
Supplied Communication Port*		RS232 Bidirectional & RS485 Transmit Only		
Function Inputs		Up to 8		
Weight Related Set Points		Up to 8		
Networking		•		
Clock Calendar		•		
Custom Printing		•		
Clear Protective Covers		Optional (R420)		
<b>Application Software</b>		<b>K401</b>	<b>K402</b>	<b>K410</b>
Unit Switching (lb/kg/custom)		•	•	-
Dual Range %		•	•	•
Products/Recipes/Trucks		1	250	100
Hold & Peak Hold		•	•	-
Counting		•	•	-
Report Printing		•	•	•
Totalizing Printing		•	•	•
Logic Setpoints		•	•	•
Positive/Negative Batching		-	-	•
Time Based Batching		-	-	•
Batch Suspend		-	-	•
Fill, Dump, & Pulse Stages		-	-	•
Inflight Jogging		-	-	•
Batching		-	-	3 Stages
Materials		-	-	1
Speeds for Fill		-	-	3

Item #	Model	List Price
R420-01-PM	R420 - AC PS, Panel Mount, K401	685.00
R420-01-DM	R420 - AC PS, Desk Mount, K401	905.00
R420-02-PM	R420 - AC PS, Panel Mount, K402	822.00
R420-02-DM	R420 - AC PS, Desk Mount, K402	1,043.00
R420-10-PM	R420 - AC PS, Panel Mount, K410	815.00
R420-10-DM	R420 - AC PS, Desk Mount, K410	1,036.00
R423-01-PM	R423 - AC PS, Panel Mount, K401	869.00
R427-01-DM	R427 - AC PS, Desk Mount, K401	1,166.00
R423-02-PM	R423 - AC PS, Panel Mount, K402	1,007.00
R427-02-DM	R427 - AC PS, Desk Mount, K402	1,303.00
R423-10-PM	R423 - AC PS, Panel Mount, K410	999.00
R427-10-DM	R427 - AC PS, Desk Mount, K410	1,296.00
R427-05-DM	R427 - K405 Truck/Axle Program, weigh-in/out, memory for 250 trucks, 2/3 std comm ports, unit switching. Add comm. module when used with remote display/printer	1,349.00

### OPTIONS

Item #	Description	List Price
C4201	Module, RS232/RS232	182.00
C4202	Module, RS232/RS485	182.00
C4203	Module, RS485/RS485	182.00
C4301	Module, I/O 1-8	225.00
C4311	Module, I/O 9-16	225.00
C4321	Module, I/O 17-24	225.00
C4331	Module, I/O 25-32	225.00
C4302	Module, 4 Button Input	125.00
C4401	Module, Analog Output	345.00
C4003	Wall Mount, Stainless	48.00
C4005	Clear Protective Cover (R420)	71.00
C4009	Physical Seal	13.00
C4103	Battery Pack, NiMH, IP65 for R42X	365.00
C4501	Data Storage Module	225.00
C4901	Relay Output PCB, DIN-Rail kit	202.00
C4902	Cable, M4901 to Module	41.00
C10012	Cable, Serial CASLink-USB	68.00
C10062	USB to RS232 Serial Interface (Tinned End)	104.00

\* If you use the supplied communication port, you can only add one serial communication module. If you do not use the supplied communication port, you can add up to two serial communication modules.



For up to date pricing & inventory,  
please visit [www.cas-usa.com](http://www.cas-usa.com)

# CAS Tracker



## Washdown Indicator

Whether used for simple labeling, data acquisition or industry specific labeling & traceability requirements...

...Tracker provides the versatility to meet today's rigorous industrial demands while ensuring the ability to change as needs grow!

Tracker includes a CAS R457 SMART programmable indicator with Lua memory module, multi-line display, easy to use keyboard w/function keys, Tracker's versatile human readable and bar code labeling software, and the ability to store and export all transaction data either via USB or via networked web page accessibility which can be sorted to provide meaningful report data.

System configuration parameters are entered, stored, or edited on a customer supplied PC or networked computer via a CAS supplied CSV file. The CSV file as modified is simply uploaded to Tracker.

A typical Tracker workstation consists of a CAS R457 stainless steel enclosed, IP 66 rated. SMART controller with multi-line display, CAS R457 Lua/Ethernet module, CAS Link cable, stainless steel desk mount, Tracker standard label printing/report software, internet configuration/assembly assistance, and label printer options.

Label printer options include clam shell and Industrial direct and thermal transfer models with various speed, print head size, and communication capabilities offered along with WASHDOWN Hoffman style fiberglass and stainless steel controller enclosures, washdown printer enclosures, stainless steel adjustable scale and printer workstation stands, washdown keyboards, and scanner/reader accessories.

**Please consult your CAS Factory Representative to discuss label format, report, and custom application needs.**

Item #	Model	Est. Ship Weight	List Price
TRACKER-R457	R457 SMART programmable indicator with Lua memory module, Stainless Steel IP66 rated enclosure, labeling & traceability firmware, one (1) USB port ,desk/wall mount.		Consult Factory
C0150	Custom label format and factory configuration (Commercial certification by local installing dealer)		
	Additional custom label formats - 2 to 5 labels with initial order		
TRACKER-MAX	Customer Tracker MAX software - includes software customization, database setup, and up to 5 initial label formats)		
<b>Platforms</b>			
Enduro DXL	Stainless steel platforms available in 10" x 10", 12" x 12", and 15" x 15" platform sizes from 2 lb to 200 lb capacities - <b>See Enduro DXL Pricing</b>		
Enduro HC	Stainless steel and mild steel platforms available in 18" x 18", 18" x 24", and 24" x 24" platform sizes from 100 lb to 1,000 lb capacities - <b>See Enduro HC Pricing</b>		



▲ Hoffman Style Enclosure  
Fiberglass/Stainless Steel



▲ Stainless Steel Workstation Stand



▲ Washdown Printer Enclosures



▲ Industrial Printers



▲ "Clam Shell" Printers

# CAS Tracker

Item #	Model	Est. Ship Weight	List Price
<b>Indicator Enclosures</b>			
Hoffman Style Fiberglass Enclosure - 14" x 12" x 8"			Consult Factory
Hoffman Style Stainless Steel Enclosure			
<b>Printers (with cables)</b>			
ZD420D	Zebra DT label printer with peeler and 6' USB cable		699.00
ZX1200xi	High output, high speed industrial barcode printer, 203 dpi	30 lbs	1,995.00
ZX1300xi	High output, high speed industrial barcode printer, 300 dpi	30 lbs	2,295.00
ZT411D	Zebra DT printer with label rewind, peeler, 6' USB cable		2,295.00
ZT411T	Zebra TT printer with label rewind, peeler, and 6' USB cable		2,295.00
<b>Additional Options</b>			
Stainless Steel Adjustable Bench Stand			Custom Options - Consult Factory
Stainless Steel Clam Shell or Industrial Style Printer Enclosures			Custom Options - Consult Factory
Washdown Keyboard			Custom Options - Consult Factory
Configurable Light Tower - Tracker I/O Module required			Custom Options - Consult Factory
Scanner/Reader			Custom Options - Consult Factory
4" x 2", 4" x 3", 4" x 4" Label Rolls - 1" or 3" Core Available			Custom Options - Consult Factory

Dealer price ranges from \$3,500 to \$6,500 on a typical standard set up which includes Tracker, software/label package, scale platform, & printer.

# Printers

## Printer Compatibility

DT2X/4X Label Printer	ZX1200xi/1300xi Label Printer	Call for Current Receipt Printer Models	Epson TM-U295 Slip Printer
CI-100A	Tracker	BW Series	BW Series
CI-200 Series *	Call for use with other scale/indicator models	CI-200 Series	CI-200 Series
EB Series		CI-2001 Series	CI-2001 Series
ED Series		EB Series	DL Series
PB Series		EC Series	EB Series
S2000 Jr		EC-2 Series	EC Series
Tracker		ED Series	EC-2 Series
XE Series *		PB Series	ED Series
		RW-S/L *	PB Series
		S2000 Jr	RW-AW
		Tracker	RW-S/L

\* Please call for availability



▲ Godex DT4X Label Printer



▲ Epson TM-U295 Slip Printer



▲ Godex DT2X Label Printer



▲ Godex ZX1200Xi Industrial Barcode Printer

## Printers for Scale Products

Item #	Model	Est. Ship Weight	List Price
<b>Desktop Printers</b>			
DT2X	Godex DT2X Label Printer w/USB	5 lbs	370.00
DT2X-01	Godex DT2X Label Printer w/USB & JS21 Serial Cable	5 lbs	395.00
DT4X	Godex DT4X Label Printer w/USB	6 lbs	390.00
DT4X-01	Godex DT4X Label Printer w/USB & JS21 Serial Cable	6 lbs	415.00
ZD-420D	Zebra ZD-420 Direct Thermal Label Printer w/dispenser		699.00
<b>Industrial Printers</b>			
ZX1200Xi	Godex - High output, high speed industrial barcode printer, 203 dpi	30 lbs	1,995.00
ZX1300Xi	Godex - High output, high speed industrial barcode printer, 300 dpi	30 lbs	2,295.00
Z2i05-001	Dispenser w/Internal Rewinder for ZX Series Printers * Installed at factory only		495.00
<b>Slip Printers</b>			
TM-U295	Epson TM-U295 Printer w/PS-180 power supply	9 lbs	599.00
<b>Cables</b>			
JS21	RS232 Cable for DT2X/4X and S2000Jr	1 lb	40.00
JEC2	RS232 Cable for DT2X/4X and EC2 Counting Scale	1 lb	40.00

# Printers

## DT2X/DT4X Printers

Specifications	
<b>Print Method</b>	Direct Thermal
<b>Resolution</b>	203 dpi (8 dots/mm)
<b>Print Speed</b>	7 IPS (177 mm/s)
<b>Print Width</b>	2.12" (54 mm)
<b>Print Length</b>	Min 0.16" (4 mm)** / Max 68" (1727 mm)
<b>Processor</b>	32 Bit RISC CPU
<b>Memory</b>	<b>Flash</b> 4 MB Flash (2 MB for user storage)
	<b>SDRAM</b> 16 MB
<b>Sensor Type</b>	Fixed transmissive sensor, central aligned, adjustable reflective sensor
<b>Media</b>	<b>Types</b> Continuous form, gap labels, black mark sensing, and punched hole; label length set by autosensing/programming
	<b>Width</b> Min 0.6" (15 mm) ~ Max 2.36" (60 mm)
	<b>Thickness</b> Min 0.0024" (0.06 mm) ~ Max 0.008" (0.2 mm)
	<b>Roll Dia.</b> Max 5" (127 mm)
	<b>Core Dia.</b> 1" (25.4 mm) , 1.5" (38.1 mm)
<b>Printer Language</b>	EZPL, GEPL, GZPL Auto Switch
<b>Interface</b>	USB 2.0 / Serial Port: RS-232 (DB-9) / IEEE 802.3 10/100 Base-Tx Ethernet port (RJ-45)
<b>Control Panel</b>	One Tri-color LED: Power (Green, Orange, and Red) Function Key: FEED
<b>Power</b>	Auto Switching 100-240V AC, 50-60Hz
<b>Real Time Clock</b>	Standard
<b>Environment</b>	<b>Oper. Temp</b> 41° F to 104° F / 5° C to 40° C
	<b>Storage Temp</b> -4° F to 122° F / -20° C to 50° C
<b>Humidity</b>	<b>Operation</b> 30 - 85%, non-condensing
	<b>Storage</b> 10 - 90%, non-condensing
<b>Approvals</b>	CE (EMC), FCC Class A, CB, cUL and CCC
<b>Dimension</b>	6.53" / 166 mm
<b>Weight</b>	2.65 lbs / 1.2 kg
<b>Options &amp; Accessories</b>	Label Dispenser, Print Head, Labels

## Epson TM-U295 Slip Printer

Specifications	
<b>Printing System</b>	7-pin, shuttle impact dot matrix
<b>Print Font</b>	5 x 7 / 7 x 7
<b>Column Capacity</b>	35 / 42 columns
<b>Character Size</b>	1.6 x 2.9 mm (WxH) / 1.3 x 2.9 mm (WxH) (0.063 x 0.114" / 0.051 x 0.114")
<b>Character Set</b>	95 Alphanumeric, 32 International, 128 x 3 Graphic
<b>Characters / 25.4 mm</b>	13.5 cpi / 16.2 cpi
<b>Print Speed</b>	2.1 lps
<b>Data Buffer</b>	512 bytes or 35 bytes
<b>Interfaces</b>	RS-232C / Bi-directional parallel
<b>Paper Dimensions</b>	Slip: 80 to 182 x 69 to 257 mm (WxL) / (3.15 to 7.17 x 2.72 to 10.12")
<b>Paper Thickness</b>	0.09 to 0.35 mm (0.0035 to 0.0137")
<b>Copy Capability</b>	One original and two copies
<b>Inked Ribbon</b>	ERC-27 (purple)

## ZX1200Xi/ZX1300Xi Printers

Specifications	
<b>Print Method</b>	Thermal Transfer / Direct Thermal
<b>Resolution</b>	203 dpi (8 dots/mm)   300 dpi (12 dots/mm)
<b>Print Speed</b>	Up to 14 IPS (356 mm/s)   UP to 10 IPS (254 mm/s)
<b>Print Width</b>	4.09" (104mm)   4.09" (104 mm) Up to 105.7mm
<b>Print Length</b>	MMin. 0.16" (4 mm)** – Max. 180" (4572 mm)   Min. 0.16" (4 mm)** – Max. 85" (2159 mm)
<b>Processor</b>	32 Bit RISC CPU
<b>Memory</b>	<b>Flash</b> 128MB Flash (60MB for user storage)
	<b>SDRAM</b> 32 MB
<b>Sensor Type</b>	Adjustable reflective sensor and transmissive sensor, left aligned
<b>Media</b>	<b>Types</b> Continuous form, gap labels, black mark sensing, and punched hole; label length set by auto sensing or programming
	<b>Width</b> 1" (25.4 mm) Min.; 4.64" (118 mm) Max.
	<b>Thickness</b> Min. 0.003" (0.076 mm) – Max. 0.01" (0.25 mm)
	<b>Roll Dia.</b> 8" (203.2 mm) Max.
	<b>Core Dia.</b> 1.5" -3" (38.1mm -76.2mm)
<b>Printer Language</b>	EZPL, GEPL, GZPL, GDPL Auto Switch
<b>Interface</b>	Serial port: RS-232 (DB-9) USB Device port (B-Type) 3 USB Host ports (A-Type). 2 ports at the front panel, 1 port at the rear panel IEEE 802.3 10/100Base-Tx Ethernet print server (RJ-45)
<b>Control Panel</b>	Backlight 3.2" touch screen LCD 1 Power on/off button with green colour LED backlight 1 Control key: FEED/PAUSE/CANCEL with dual colour LED backlight: Ready(Green); Error(Red) 1 Calibration button at rear panel
<b>Power</b>	Auto Switching 100-240V AC, 50-60Hz
<b>Real Time Clock</b>	Standard
<b>Environment</b>	<b>Oper. Temp</b> 41° F to 104° F / 5° C to 40° C
	<b>Storage Temp</b> -4°F to 140°F (-20°C to 60°C)
<b>Humidity</b>	<b>Operation</b> 20 - 85%, non-condensing
	<b>Storage</b> 10 - 90%, non-condensing
<b>Approvals</b>	CE (EMC), FCC Class A, CB, cUL and CCC
<b>Dimension</b>	Length 18.30" (465 mm) Height 12.28" (312 mm) Width 10.59" (269 mm)
<b>Weight</b>	30 lbs (13.6 Kg), excluding consumables
<b>Options &amp; Accessories</b>	Label Dispenser, Print Head, Labels

## Epson TM-U295 Slip Printer (Continued)

Specifications	
<b>Ribbon Life</b>	1,500,000 characters
<b>Power</b>	24 VDC +/- 10%
<b>Current Consumption</b>	Approx. 600 mA (at 24 VDC)
<b>D.K.D. Function</b>	2 drivers
<b>Reliability</b>	MTBF 180,000 hours / MCBF 7,000,000 lines
<b>Weight</b>	Approx. 1.6 kg (3.5 lb)
<b>Dimensions</b>	7.1 (W) x 7.5 (D) x 4.0 (H) inches / 180 (W) x 190.5 (D) x 101.5 (H) mm

# EC-2 Series



▲ EC-2 Series

▲ EC-2 Series: Light Tower & Relay

## Dual Channel Counting Scale

- 6, 15, 30, & 60 lb Capacities
- Easily Connect Second Platform to Expand Capacity
- Up to 4 External Devices can be used simultaneously
- Save Up to 200 Presets
- Lb/kg or lb/g Switchable
- Internal Resolution - 1/600,000
- Optional Receipt Printers / Label Printer
- Optional Light Tower
- Country of Origin: China


Model		EC-6	EC-15	EC-30	EC-60	
Capacity & Resolution	lb	6 x 0.0002 lbs	15 x 0.0005 lbs	30 x 0.001 lbs	60 x 0.002 lbs	
	kg	3 x 0.0001 kg	6 x 0.0002 kg	15 x 0.0005 kg	30 x .001 kg	
	g	3,000 x 0.1 g	6,000 x 0.2 g	15,000 x 0.5 g	30,000 x 1 g	
Dimensions W x D x H	Inch	13 x 13.6 x 4.2		Platform Size W x D	Inch	12 x 8.7
	mm	330 x 346 x 107			mm	306 x 222

## MODELS - EC-2 Series

Item #	Model	Est. Ship Weight	List Price
EC2-6	EC2 Dual Channel Counting Scale - 6 lb capacity	13 lbs	415.00
EC2-15	EC2 Dual Channel Counting Scale - 15 lb capacity	13 lbs	415.00
EC2-30	EC2 Dual Channel Counting Scale - 30 lb capacity	13 lbs	415.00
EC2-60	EC2 Dual Channel Counting Scale - 60 lb capacity	13 lbs	415.00

## OPTIONS

Item #	Description	Ship Weight	List Price
ECLT	Light Tower & Relay	6 lbs	270.00
	Remote Platforms	Please Call Your Sales Representative	
	HFS Series Floor Scale	See Floor Scales	
	Call for Receipt Printer Options		
TM-U295	Epson TM-U295 Printer w/PS-180 power supply	9 lbs	599.00

Optional printers available for the EC-2 Series Counting Scale	
Call for Receipt Printer Options	
	Epson TM-U295 Slip Printer 7.1(W)x7.5(D)x4.0(H)

# SC Series



▲ SC Series

## Counting Scale

- 10, 25, & 50 lb Capacities
- 1,000 Items with Weight & Tare Weight Memory
- Kg/lb Switchable
- Accumulation Feature
- Internal Resolution - 1/250,000
- AC Operated
- Country of Origin: South Korea

Model		SC-05P	SC-10P	SC-25P	
Capacity & Resolution	lb	10 x 0.002 lbs	25 x 0.005 lbs	50 x 0.01 lbs	
	kg	5 x 0.001 kg	10 x 0.002 kg	25 x 0.005 kg	
Dimensions W x D x H	Inch	15.3 x 14.3 x 6.4	Platform Size W x D	Inch	14.6 x 10.9
	mm	389 x 363 x 163		mm	371 x 277

## MODELS - SC Series

Item #	Model	Est. Ship Weight	List Price
SC05P	SC Counting Scale - 10 lb capacity	22 lbs	535.00
SC10P	SC Counting Scale - 25 lb capacity	22 lbs	535.00
SC25P	SC Counting Scale - 50 lb capacity	22 lbs	535.00

Industrial

# CPS Series

## Pallet Jack Scale



### CPS 1/2

- Built-in Printer
- NTEP Capacities: 3,000 x 1 lb & 5,000 x 2 lbs
- LCD with Backlight (CI-2001B Indicator)
- Kg/lb Switchable
- Rechargeable Battery, AC Adapter Included
- Approvals: NTEP - 09-003
- Country of Origin: China

### CPS-Plus (Not Legal for Trade)

- Capacity: 5,000 x 1 lb
- LCD with Backlight (CI-201A Indicator)
- 2 convenient storage boxes for documents and tools
- Country of Origin: China



◀ CPS Plus



▶ CPS-1/CPS-2

**All Pallet Jack Scales  
Shipped Assembled**

Model		CPS-1	CPS-2	CPS Plus
Capacity & Resolution	lb	3,000 x 1 lb	5,000 x 2 lbs	5,000 x 1 lb
	kg	1,000 x 0.5 kg	2,000 x 1 kg	2,000 x 0.5 kg

For detailed dimensions - please see the CPS Series brochure at [www.cas-usa.com](http://www.cas-usa.com)

## MODELS - CPS Series

Item #	Model	Est. Ship Weight	List Price
CPS-1A Special Order	CPS-1 Model A * (3,000 x 1 lb) - NTEP 21.3 (W) x 42.5 (D) x 45 (H)	370 lbs	3,395.00
CPS-1B Special Order	CPS-1 Model B * (3,000 x 1 lb) - NTEP 24.4 (W) x 42.5 (D) x 45 (H)	370 lbs	3,395.00
CPS-1	CPS-1 Model C (3,000 x 1 lb) - NTEP 27.8 (W) x 47.2 (D) x 45 (H)	370 lbs	3,395.00
CPS-2A Special Order	CPS-2 Model A* (5,000 x 2 lb) - NTEP 21.3 (W) x 42.5 (D) x 45 (H)	370 lbs	3,395.00
CPS-2B Special Order	CPS-2 Model B* (5,000 x 2 lb) - NTEP 24.4(W) x 42.5 (D) x 45 (H)	370 lbs	3,395.00
CPS-2	CPS-2 Model C (5,000 x 2 lb) - NTEP 27.8 (W) x 47.2 (D) x 45 (H)	370 lbs	3,395.00
CPS Plus	CPS Plus (5,000 x 1 lb) 27.8(W) x 47.2 (D) x 45 (H)	360 lbs	2,295.00

\*Models A and B are special order

## OPTIONS

Item #	Description	Ship Weight	List Price
TS28040	2 1/4 x 80ft (48g), Thermal Paper Roll, 50 Rolls/case for CPS 1/2 and CPS Plus	10 lbs	
RCP6	Optional Thermal Printer for CPS Plus (YJ-310P)		
RCP3	Printer Ribbon for CPS 1/2		36.00
RCP5	Printer Ribbon for CPS 1/2		36.00



# RW-S/RW-L Series

## Wheel Weigher



- 10,000 lb & 20,000 lb Capacities
- 1 Inch LCD Display
- Kg/lb Switchable
- 12 "AA" Rechargeable Included
- Charging Adapter Included
- Class III Approved/Highway Law Enforcement
- Approvals: NTEP - 03-047PA1
- Country of Origin: South Korea



▲ RW-S Series

Overall Size: 18.5(W)x21(D)x2.3(H)



▲ RW-L Series

Overall Size: 29.3(W)x22.5(D)x2.6(H)

Model		RW-5	RW-10	RW-5 NTEP	RW-10 NTEP
Capacity & Resolution	lb	10,000 x 5 lb	20,000 x 10 lbs	10,000 x 50 lb	20,000 x 50 lbs
	kg	5,000 x 2 kg	10,000 x 5 kg	5,000 x 20 kg	10,000 x 20 kg

## MODELS - RW-S/RW-L Series

Item #	Model	Ship Weight	List Price
RW-05S	RW-5S Wheel Weigher Pad - 10K Capacity	66 lbs	1,855.00
RW-05L	RW-5L Wheel Weigher Pad - 10K Capacity	102 lbs	2,375.00
RW-10S	RW-10S Wheel Weigher Pad - 20K Capacity	66 lbs	1,855.00
RW-10L	RW-10L Wheel Weigher Pad - 20K Capacity	102 lbs	2,375.00
<b>NTEP Approved Models</b>			
RW-05S(NTEP)	RW-5S Wheel Weigher Pad - 10K Capacity - NTEP	66 lbs	1,855.00
RW-05L(NTEP)	RW-5L Wheel Weigher Pad - 10K Capacity - NTEP	102 lbs	2,375.00
RW-10S(NTEP)	RW-10S Wheel Weigher Pad - 20K Capacity - NTEP	66 lbs	1,855.00
RW-10L(NTEP)	RW-10L Wheel Weigher Pad - 20K Capacity - NTEP	102 lbs	2,375.00

## OPTIONS

Item #	Description	Ship Weight	List Price
WRW3	Totalize Cable - Length 22 ft	2 lbs	95.00
B20RD	Beacon 20 Remote Display	6 lbs	910.00
B45RD	Beacon 45 Remote Display	20 lbs	1,525.00
B65RD	Beacon 65 Remote Display	30 lbs	1,755.00
C62-196	2 Pad Travel Case for RW-S	40 lbs	1,145.00
C62-194	2 Pad Travel Case for RW-L	55 lbs	1,295.00
C62-197	4 Pad Travel Case for RW-S	57 lbs	1,495.00
C62-192	4 Pad Travel Case for RW-L	79 lbs	1,775.00
C62-193	6 Pad Travel Case for RW-S	72 lbs	1,645.00
C62-195	6 Pad Travel Case for RW-L	103 lbs	1,995.00
TM-U295	Epson TM-U295 Printer w/PS-180 power supply	9 lbs	599.00



▲ Beacon 45 Remote Display



RW-S 2 Pad Case ▲



RW-S 6 Pad Case ▲

Industrial

# RW-X200 Series



## Heavy Duty Portable Axle Weighers

- RW-X200 - 60K lb Capacity per set (one set = 2 axle weighing scales)
- Install on top of concrete, asphalt, or well-compacted gravel
- Constructed with I-beams for superior strength
- Stainless Steel, side access NEMA 4X Junction Box • Interconnect cables with military grade connectors
- 1/2" Tread Plate Decking for ultimate durability • Detachable ramps w/fully plated bottom support & lag down plates
- Resolution: 20 lbs
- Country of Origin: USA

Built to Last: Heavy Duty I-Beam construction with 1/2" tread plate decking. No moving suspension parts to wear. No load cell feet to bend or break.

### MODELS - RW-X200 Series Call for current lead time

Item #	Model	Est. Ship Weight	List Price
<b>*Prices reflect set of 2 platforms - Scales &amp; ramps sold separately*</b>			
RW-X200-84	RW-X200 Portable Axle Weigher - 7 ft		13,475.00
RW-X200-120	RW-X200 Portable Axle Weigher - 10 ft		17,475.00
RW-X200-144	RW-X200 Portable Axle Weigher - 12 ft		19,675.00
RW-X200-168	RW-X200 Portable Axle Weigher - 14 ft		22,475.00

### OPTIONS

Item #	Description	Ship Weight	List Price
RW-X200-R03	Ramp for RW-X200 Platform - 30" - Single Ramp		855.00
RW-2601P	RW-2601P Portable Indicator/Printer	27 lbs	2,295.00
R423-SE-05	R423 SS Indicator w/K405 Truck Scale Software		1,275.00
D732	Remote Display - 3" LED display with green/red traffic light (Use w/R423-SE-05)		1,095.00

Choose from a variety of CAS scale indicators, controllers, remote displays, and printers to meet all your weighing and data accumulation needs! Contact CAS for RF data transfer needs.

Note: Load cell cables from platform to platform and to indicator is extra.



▲ D732 Remote Display



▲ R423-SE-05 Indicator



▲ RW-2601P Indicator

# RW-X300 Series



## Heavy Duty Portable Axle Weighers

- RW-X300 60 lb gross scale capacity
- Install on top of concrete, asphalt, or well-compacted gravel
- Three standard platform sizes - *Custom sizes available*
- Constructed with I-beams for superior strength
- 1/2" Tread Plate Decking for ultimate durability
- Four 25K each nickel plated alloy steel load cells
- 150% Full scale overload capacity
- Fully plated bottom support ramps
- Stainless steel side access NEMA 4X junction box
- Country of Origin: USA

### Built to Last:

- Heavy Duty I-Beam construction w/1/2" tread plate decking
- No moving suspension parts to wear.
- No load cell feet to bend or break.

### MODELS - RW-X300 Series

Item #	Model	Est. Ship Weight	List Price
<b>* Scales &amp; ramps sold separately*</b>			
RW-X300-108-07	RW-X300 Portable Axle Weigher - 9 ft x 7 ft		18,765.00
RW-X300-108-10	RW-X300 Portable Axle Weigher - 9 ft x 10 ft		22,575.00
RW-X300-120-10	RW-X300 Portable Axle Weigher - 10 ft x 10 ft		24,065.00

### OPTIONS

Item #	Description	Ship Weight	List Price
RW-X300-R09	Ramp for RW-X300 Platform - 9 ft (Set of 2)		5,175.00
RW-X300-R10	Ramp for RW-X300 Platform - 10 ft (Set of 2)		5,975.00
RW-2601P	RW-2601P Portable Indicator/Printer	27 lbs	2,295.00
R423-SE-05	R423 SS Indicator w/K405 Truck Scale Software		1,275.00
D732	Remote Display - 3" LED display with green/red traffic light (Use w/R423-SE-05)		1,095.00
D841	Remote Display - 4" LED display with green/red traffic light (Use w/R423-SE-05)		1,595.00

Choose from a variety of CAS scale indicators, controllers, remote displays, and printers to meet all your weighing and data accumulation needs! Contact CAS for RF data transfer needs.

Note: Load cell cables from platform to platform and to indicator is extra.



▲ D732 Remote Display



▲ R423-SE-05 Indicator



▲ RW-2601P Indicator

Industrial

# CAS D732/841



## Remote Displays

- Super Bright 3" or 4" LED Display with Red/Green Traffic Control Lights
- Designed for harsh industrial/agricultural applications
- VESA mounting brackets, extruded aluminum housing
- Optically Isolated Port for Lightning Protection

Model		D732	D841
Dimensions	In	19.21 (W) x 5.9 (H) x 3.15 (D)	30.31 (W) x 5.9 (H) x 3.15 (D)
	mm	488 (W) x 150 (H) x 80 (D)	770 (W) x 150 (H) x 80 (D)

## MODELS - D700/800

Item #	Model	Est. Ship Weight	List Price
D732	3" Remote Display, Numeric Only LED's with red/green traffic lights with software control. Condec or Rinstrum Protocols		1,095.00
D841	4" digit Alphanumeric, Double Row LED's with red/green traffic lightss with software control. Auto baud, auto configuration, auto brightness, 90-240VAC, US Line Cord		1,595.00

## OPTIONS

Item #	Description	Ship Weight	List Price
DA001	Weather hood, D73x coated steel weatherhood that mounts directly on the remote bracket		142.00
DA002	Weather hood D84x coated steel weatherhood that mounds directly onto the remote bracket		142.00
DA003	Mounting plate, D730, D820, D840/universal back plate for VESA, RAM© mount, DA007 or similar for pole or wall mounting a remote		78.00
DA004	Cable for remote configuration/PC to remote cable for configuration tool software		142.00
DA012	Swivel mount bracket for use with DA003 for pole or wall mounting		175.00
DA012-KIT	Hardware, swivel mount bracket, & mounting plate kit - For pole or wall mounting		239.00

Industrial

# Beacon Series



▲ Beacon 65 Remote Display



▲ Beacon 45 Remote Display



▲ Beacon 20 Remote Display

## Remote Displays

- Super Bright 2"/4.5"/6.5" LED Display
- Auto-Learn Technology
- Weather Proof Enclosure
- Optically Isolated Port for Lightning Protection
- Optional Stainless Steel Enclosure
- Country of Origin: USA/Canada

### Use with the following products:

- Caston II Plus
- Caston III Plus
- RW-S/L
- RW-P
- RW-AX

Model		Beacon 20	Beacon 45	Beacon 65
Dimensions	In	12.9 (W) x 6 (H) x 2.25(D)	24 (W) x 10 (H) x 5 (D)	32 (W) x 12 (H) x 5 (D)
	mm	327 (W) x 152 (H) x 157 (D)	610 (W) x 255 (H) x 127 (D)	812 (W) x 305 (H) x 127 (D)

## MODELS - Beacon Series

Item #	Model	Est. Ship Weight	List Price
B20RD	Beacon 20 - Super Bright 2" LED Display Viewing range in excess of 50 feet	13 lbs	910.00
B45RD	Beacon 45 - Super Bright 4.5" LED Display Viewing range in excess of 250 feet	20 lbs	1,525.00
B65RD	Beacon 65 - Super Bright 6.5" LED Display Viewing range in excess of 300 feet	30 lbs	1,755.00

## OPTIONS

Item #	Description	Ship Weight	List Price
<b>Beacon 20 Options</b>			
B20RD-01	Stainless Steel Enclosure		Add \$134
B20RD-02	12V/24V Power Adapter Plate		88.20
<b>Beacon 45 Options</b>			
B45RD-01	Stainless Steel Enclosure		Add \$777
B45RD-03	Temperature Module	1 lb	105.00
B45RD-04	Pole Mount Bracket	8 lbs	132.00
B45RD-05	Mild Steel Visor	6 lbs	119.00
<b>Beacon 65 Options</b>			
B65RD-03	Temperature Module	1 lb	105.00
B65RD-04	Pole Mount Bracket	8 lbs	148.00
B65RD-05	Mild Steel Visor	8 lbs	128.00

Customer to supply a clean and separate source of power, mounting poles (if applicable), and all communication cable. Consult factory for stainless steel enclosure lead time.

Industrial

# NC-1 Series



NC-1 Series ▶

## Crane Scale



- 250 lb - 1,000 lb Capacities
- 1 Inch LCD with Backlight
- Internal 7.4V Rechargeable Battery
- AC Adapter Charger Included
- Kg/lb Switchable
- Environmentally Sealed to IP65 Standards
- Rugged Cast Aluminum Case
- Includes Remote Control
- Approvals: NTEP - 96-164
- Country of Origin: South Korea

Model		NC1-250	NC1-500	NC1-1000
Capacity & Resolution	lb	250 x 0.1 lbs	500 x 0.2 lbs	1,000 x 0.5 lbs
	kg	125 x 0.05 kg	250 x 0.1 kg	500 x 0.2 kg
Dimensions	In	10.2 (W) x 5.3 (H) x 18.9 (D)		
	mm	260 (W) x 134 (H) x 480 (D)		

## MODELS - NC-1 Series

Item #	Model	Est. Ship Weight	List Price
<b>NTEP Approved Models</b>			
NC1-250	NC-1 Crane Scale, 250 lb capacity, NTEP	20 lbs	745.00
NC1-500	NC-1 Crane Scale, 500 lb capacity, NTEP	20 lbs	745.00
NC1-1000	NC-1 Crane Scale, 1,000 lb capacity, NTEP	20 lbs	745.00

Industrial

# Caston II Plus

## Crane Scale

- 1,000 lb - 10,000 lb Capacities
- 1.2 Inch Red LED Display
- Rechargeable 6V Battery
- Rugged Cast Aluminum Casing
- Includes Remote Control, Extra Battery, and Charger
- Add Bluetooth Module and TWN Handheld Indicator for Wireless Capabilities
- Country of Origin: South Korea

Caston II Plus Series ▶



Model		Caston 2 1K	Caston 2 2K	Caston 2 5K	Caston 2 10K
Capacity & Resolution	lb	1,000 x 0.5 lbs	2,000 x 1 lb	5,000 x 1 lb	10,000 x 2 lbs
	kg*	500 x 0.2 kg	1,000 x 0.5 kg	2,000 x 1 kg	5,000 x 1 kg
Dimensions ** (W x H x D)	In	9.1 x 15 x 14.2		9.1 x 18.7 x 14.2	9.1 x 20.4 x 14.2
	mm	230 x 380 x 360		230 x 474.5 x 360	230 x 518.5 x 360

\* Contact support dept for lb/kg switching

\*\* For detailed dimensions - please see the Caston II Plus brochure at [www.cas-usa.com](http://www.cas-usa.com)

## MODELS - Caston II Plus Series

Item #	Model	Est. Ship Weight	List Price
CAST2-PLUS(1K)	Caston II Plus Crane Scale, 1K lb capacity, Bluetooth Capable	50 lbs	1,345.00
CAST2-PLUS(2K)	Caston II Plus Crane Scale, 2K lb capacity, Bluetooth Capable	52 lbs	1,345.00
CAST2-PLUS(5K)	Caston II Plus Crane Scale, 5K lb capacity, Bluetooth Capable	62 lbs	1,345.00
CAST2-PLUS(10K)	Caston II Plus Crane Scale, 10K lb capacity, Bluetooth Capable	68 lbs	1,495.00

## OPTIONS

Item #	Description	Ship Weight	List Price
TWN	TWN Bluetooth Portable Handheld Indicator	4 lbs	595.00
PC2F	Bluetooth Module Field Retrofit Kit	2 lbs	250.00
ZC24	Sealed Lead Acid Rechargeable Battery for CASTON 2 Plus, 6V 7Ah		72.00
ZC29	Battery Pack Assembly, Includes case and battery (ZC24)		132.00
ZC2A	Battery Charger for CASTON-2 PLUS IN: 100~240V, 50/60hZ, 1.0A OP: DC 6V, 2.0A		306.00



◀ TWN Bluetooth Portable Handheld Indicator

Industrial

# Caston III Plus

## Crane Scale

- 10,000 - 100,000 lb Capacities
- Easy to read 1.5 Inch Red LED Display with Sun Visor
- Rechargeable 12V Battery
- Rugged Cast Aluminum Casing
- Environmentally Sealed to IP65 Standards
- Convenient, easy to change battery pack
- Includes Remote Control, Extra Battery, and Charger
- Add Bluetooth Module and TWN Handheld Indicator for Wireless Capabilities
- Country of Origin: South Korea

### Caston III Plus Series ▶



▲ **Standard Remote Control**



▲ **Caston III Plus BT**

### ▶ **Scale Cradle**

Included with all 60K and 100K capacity Caston Crane scales



Model		Caston 3 10K	Caston 3 20K	Caston 3 30K	Caston 3 40K	Caston 3 60K	Caston 3 100K
Capacity & Resolution	lb	10,000 x 2 lbs	20,000 x 5 lbs	30,000 x 10 lbs	40,000 x 10 lbs	60,000 x 20 lbs	100,000 x 20 lbs
	kg*	5,000 x 1 kg	10,000 x 2 kg	15,000 x 5 kg	20,000 x 5 kg	30,000 x 10 kg	50,000 x 10 kg
Dimensions ** (W x H x D)	In	11 x 13.1 x 24.8	11(W) x 13.1 x 37.1	11 x 13.1 x 44.5	11 x 13.1 x 54.3	11 x 13.9 x 55.0	22 x 14.3 x 73.2
	mm	279 x 333 x 630	279 x 333 x 942	279 x 333 x 1130	279 x 333 x 1379		

\* Contact support dept for lb/kg switching

\*\* For detailed dimensions - please see the Caston 3 Plus brochure at [www.cas-usa.com](http://www.cas-usa.com)

## MODELS - Caston III Plus/Caston III Plus Series

Item #	Model	Est. Ship Weight	List Price
CAST3-PLUS(10K)	Caston III Plus Crane Scale, 10,000 lb capacity, Bluetooth capable	98 lbs	2,075.00
CAST3-PLUS(20K)	Caston III Plus Crane Scale, 20,000 lb capacity, Bluetooth capable	153 lbs	3,295.00
CAST3-PLUS(30K)	Caston III Plus Crane Scale, 30,000 lb capacity, Bluetooth capable	158 lbs	3,795.00
CAST3-PLUS(40K)	Caston III Plus Crane Scale, 40,000 lb capacity, Bluetooth capable	240 lbs	4,295.00
CAST3-PLUS(60K)	Caston III Plus Crane Scale, 60,000 lb capacity, Bluetooth capable *	710 lbs	11,795.00
CAST3-PLUS(100K)	Caston III Plus Crane Scale, 100,000 lb capacity, Bluetooth capable *	1,050 lbs	20,295.00

\* Limited Stock - Call for Availability

## OPTIONS

Item #	Description	Ship Weight	List Price
TWN	TWN Bluetooth Portable Handheld Indicator	4 lbs	595.00
PCB2	Bluetooth Module Field Retrofit Kit	2 lbs	250.00
ZCB4	Battery Pack Assembly		180.00
ZCB3	Battery Charger		306.00



# CCB Series

## Wireless Crane Scale

- 2,000 lb - 20,000 lb Capacities
- LCD Display with Backlig
- Swivel Crosby Hook
- Includes One (1) Easy to Change Rechargeable Lithium Polymer (Li-Po) Battery Pack and Adapter
- Includes Infrared Remote Control
- ZigBee Wireless Capabilities
- Country of Origin: South Korea



▲ Infrared Remote Control



▲ CCB Series

Model		CCB-1TLF	CCB-3TLF	CCB-5TLF	CCB-10TLF
Capacity & Resolution	lb	2,000 x 0.5 lbs	5,000 x 1 lb	10,000 x 2 lbs	20,000 x 5 lbs
	kg	1,000 x 0.2 kg	3,000 x 0.5 kg	5,000 x 1 kg	10,000 x 2 kg
Dimensions (W x H x D)	In	8.6 x 10 x 16	8.6 x 10 x 20.7	8.6 x 10 x 20.7	8.6 x 10 x 27.4
	mm	219 x 253 x 407	219 x 253 x 526	219 x 253 x 526	219 x 253 x 696

## MODELS - CCB Series

Item #	Model	Est. Ship Weight	List Price
CCB-1TLF	CCB Series Crane Scale 2,000 lb capacity, ZigBee	25 lbs	1,395.00
CCB-3TLF	CCB Series Crane Scale 5,000 lb capacity, ZigBee	40 lbs	1,495.00
CCB-5TLF	CCB Series Crane Scale 10,000 lb capacity, ZigBee	45 lbs	1,695.00
CCB-10TLF	CCB Series Crane Scale 20,000 lb capacity, ZigBee	70 lbs	2,795.00

## OPTIONS

Item #	Description	Ship Weight	List Price
CRD-2300F	Wireless Remote Display - 5 Digit 2.3 Inch Display	5 lbs	495.00
CRD-3000F	Wireless Remote Display - 5 Digit 3 Inch Display	7 lbs	595.00
CRC-100	ZigBee Portable Handheld Indicator	3 lbs	385.00
ZCC1	Lithium Polymer Battery Back - 1 Cell DC 3.7V, 4000mA	1 lb	120.00



▼ CRD-2300F/3000F



▲ Rechargeable Battery CBP-100



▲ CRC-100

Industrial

# TM Series



▲ TM Series shown w/optional Crosby Shackles

## Tension Meter

- 1,000 lb - 10,000 lb Capacities
- Large 1.2 Inch LCD
- Battery Operated - Four (4) "AA" Batteries
- Kg/lb/N/kN/daN/Ton/Metric Ton Unit Switchable
- Aluminum Enclosure Environmentally Sealed to IP65 Standards
- Set Points for Relay Control
- Optional ZigBee® Communication  
To utilize the ZigBee® features of the TM Series Tension Meter, you must also purchase the TWN Handheld Portable Indicator.
- Country of Origin: South Korea



### Ideal for

- General Crane Scale Applications
- Overload Protection
- Measuring Tension

Model		TMZ-1000LBS	TMZ-2000LBS	TMZ-5000LBS	TMZ-10000LBS
Capacity & Resolution	lb	1,000 x 1 lb	2,000 x 2 lbs	5,000 x 5 lbs	10,000 x 10 lbs
	kg	500 x 0.5 kg	1,000 x 1 kg	3,000 x 2 kg	5,000 x 5 kg
Dimensions (W x H x D)	In	4.7 x 8.7 x 2.1	4.7 x 8.7 x 2.1	4.7 x 8.7 x 2.1	5.1 x 10.2 x 2.4
	mm	120 x 200 x 53	120 x 200 x 53	120 x 200 x 53	130 x 260 x 61

## MODELS - TM Series

Item #	Model	Est. Ship Weight	List Price
TMZ-1000LBS	TM Series Tension Meter - 1K Capacity		1,195.00
TMZ-2000LBS	TM Series Tension Meter - 2K Capacity		1,195.00
TMZ-5000LBS	TM Series Tension Meter - 5K Capacity	11 lbs	1,595.00
TMZ-10000LBS	TM Series Tension Meter - 10K Capacity	18 lbs	1,695.00

## OPTIONS

Item #	Description	Ship Weight	List Price
TWN-Z	TWN ZigBee® Portable Handheld Indicator		595.00
	Optional Crosby Shackles for 1,000 lb capacity (2 pcs)		
	Optional Crosby Shackles for 2,000 lb capacity (2 pcs)		
	Optional Crosby Shackle for 5,000 lb capacity (2 pcs)		
	Optional Crosby Shackle for 10,000 lb capacity (2 pcs)		



▲ TWN ZigBee Portable Handheld Indicator

Industrial

For up to date pricing & inventory,  
please visit [www.cas-usa.com](http://www.cas-usa.com)

# CAS-SBM Series

## Isolated Tension Mount

- Capacities range from 50 lbs to 20,000 lbs
- Double electrical isolation with teflon insulator and bonding strap
- Unique swivel design combines multidirectional movement with self checking capabilities
- Aircraft grade, stainless steel, load stem provides added strength and durability
- Country of Origin: China

### Applications

Light to medium capacity hanging hoppers & bins.

### Configuration

- Isolated tension mount assembly w/ alloy steel load cell
- Isolated tension mount assembly w/stainless steel load cell
- Isolated tension mount assembly w/stainless steel welded load cell

### Load Cells

CAS-SB

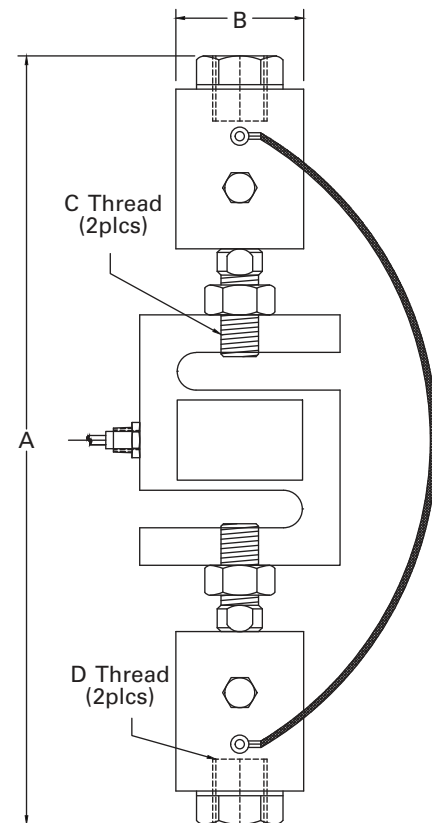


### Kits

3 Mount or 4 Mount Kits available. Kits will include the CAS SS34AS NEMA 4X Stainless Steel Junction Box with 4 cell signal trim summing card and 25' of cable.

## DIMENSIONS

Rated Capacity	Dimensions			
	A	B	C	D
250lbs - 300lbs	9.25	1.50	1/4 - 28UNF	1/4 - 20UNC
500lbs - 2.5K	9.50	1.70	1/2 - 20UNF	1/2 - 13UNC
3K	11.00	1.70	1/2 - 20UNF	1/2 - 13UNC
5K	12.63	2.47	3/4 - 16UNF	3/4 - 10UNC
10K	12.13	2.47	3/4 - 16UNF	3/4 - 10UNC
15K	14.25	2.75	1 - 14UNS	1 1/4 - 7UNC
20K	17.75	3.50	1 1/4 - 12UNF	1 1/2 - 6UNC



Mounts/LC

CAS-SBM: Isolated Tension Assembly w/Alloy Steel Load Cell

Capacity per module	Mount	Item #	Ship Weight	List Price
50 lb*	Mount	CAS-SBM-50L	4 lbs	377.14
	Kit-3	CAS-SBM-50LK3	15 lbs	1,131.42
	Kit-4	CAS-SBM-50LK4	19 lbs	1,508.56
100 lb	Mount	CAS-SBM-100L	4 lbs	377.14
	Kit-3	CAS-SBM-100LK3	15 lbs	1,131.42
	Kit-4	CAS-SBM-100LK4	19 lbs	1,508.56
200 lb	Mount	CAS-SBM-200L	4 lbs	377.14
	Kit-3	CAS-SBM-200LK3	15 lbs	1,131.42
	Kit-4	CAS-SBM-200LK4	19 lbs	1,508.56
250 lb	Mount	CAS-SBM-250L	4 lbs	377.14
	Kit-3	CAS-SBM-250LK3	15 lbs	1,131.42
	Kit-4	CAS-SBM-250LK4	19 lbs	1,508.56
300 lb	Mount	CAS-SBM-300L	4 lbs	377.14
	Kit-3	CAS-SBM-300LK3	15 lbs	1,131.42
	Kit-4	CAS-SBM-300LK4	19 lbs	1,508.56
500 lb	Mount	CAS-SBM-500L	5 lbs	388.10
	Kit-3	CAS-SBM-500LK3	18 lbs	1,164.30
	Kit-4	CAS-SBM-500LK4	23 lbs	1,522.40
750 lb	Mount	CAS-SBM-750L	5 lbs	388.10
	Kit-3	CAS-SBM-750LK3	18 lbs	1,164.30
	Kit-4	CAS-SBM-750LK4	23 lbs	1,522.40
1K	Mount	CAS-SBM-1M	5 lbs	388.10
	Kit-3	CAS-SBM-1K3	18 lbs	1,164.30
	Kit-4	CAS-SBM-1K4	23 lbs	1,522.40

\*Non-NTEP Load Cell

Capacity per module	Mount	Item #	Ship Weight	List Price
1.5K	Mount	CAS-SBM-1AM	5 lbs	388.10
	Kit-3	CAS-SBM-1AK3	18 lbs	1,164.30
	Kit-4	CAS-SBM-1AK4	23 lbs	1,522.40
2K	Mount	CAS-SBM-2M	5 lbs	388.10
	Kit-3	CAS-SBM-2K3	18 lbs	1,164.30
	Kit-4	CAS-SBM-2K4	23 lbs	1,522.40
2.5K	Mount	CAS-SBM-2AM	5 lbs	388.10
	Kit-3	CAS-SBM-2AK3	18 lbs	1,164.30
	Kit-4	CAS-SBM-2AK4	23 lbs	1,522.40
3K	Mount	CAS-SBM-3M	5 lbs	388.10
	Kit-3	CAS-SBM-3K3	18 lbs	1,164.30
	Kit-4	CAS-SBM-3K4	23 lbs	1,522.40
5K	Mount	CAS-SBM-5M	10 lbs	583.88
	Kit-3	CAS-SBM-5K3	33 lbs	1,751.64
	Kit-4	CAS-SBM-5K4	43 lbs	2,335.52
10K	Mount	CAS-SBM-10M	10 lbs	583.88
	Kit-3	CAS-SBM-10K3	33 lbs	1,751.64
	Kit-4	CAS-SBM-10K4	43 lbs	2,335.52
15K	Mount	CAS-SBM-15M	14 lbs	874.94
	Kit-3	CAS-SBM-15K3	45 lbs	2,624.82
	Kit-4	CAS-SBM-15K4	59 lbs	3,499.76
20K	Mount	CAS-SBM-20M	28 lbs	1,399.88
	Kit-3	CAS-SBM-20K3	87 lbs	4,199.64
	Kit-4	CAS-SBM-20K4	115 lbs	5,599.52

## CAS-SBMS: Isolated Tension Assembly w/Stainless Steel Load Cell

Capacity per module	Mount	Item #	Ship Weight	List Price
100 lb	Mount	CAS-SBMS-100L	4 lbs	546.56
	Kit-3	CAS-SBMS-100LK3	15 lbs	1,639.68
	Kit-4	CAS-SBMS-100LK4	19 lbs	2,186.24
200 lb	Mount	CAS-SBMS-200L	4 lbs	546.56
	Kit-3	CAS-SBMS-200LK3	15 lbs	1,639.68
	Kit-4	CAS-SBMS-200LK4	19 lbs	2,186.24
250 lb	Mount	CAS-SBMS-250L	4 lbs	546.56
	Kit-3	CAS-SBMS-250LK3	15 lbs	1,639.68
	Kit-4	CAS-SBMS-250LK4	19 lbs	2,186.24
300 lb	Mount	CAS-SBMS-300L	4 lbs	546.56
	Kit-3	CAS-SBMS-300LK3	15 lbs	1,639.68
	Kit-4	CAS-SBMS-300LK4	19 lbs	2,186.24
500 lb	Mount	CAS-SBMS-500L	5 lbs	557.52
	Kit-3	CAS-SBMS-500LK3	18 lbs	1,672.56
	Kit-4	CAS-SBMS-500LK4	23 lbs	2,230.08
750 lb	Mount	CAS-SBMS-750L	5 lbs	557.52
	Kit-3	CAS-SBMS-750LK3	18 lbs	1,672.56
	Kit-4	CAS-SBM-750LK4	23 lbs	2,230.08
1K	Mount	CAS-SBMS-1M	5 lbs	557.52
	Kit-3	CAS-SBMS-1K3	18 lbs	1,672.56
	Kit-4	CAS-SBMS-1K4	23 lbs	2,230.08
1.5K	Mount	CAS-SBMS-1AM	5 lbs	557.52
	Kit-3	CAS-SBMS-1AK3	18 lbs	1,672.56
	Kit-4	CAS-SBMS-1AK4	23 lbs	2,230.08

Capacity per module	Mount	Item #	Ship Weight	List Price
2K	Mount	CAS-SBMS-2M	5 lbs	557.52
	Kit-3	CAS-SBMS-2K3	18 lbs	1,672.56
	Kit-4	CAS-SBMS-2K4	23 lbs	2,230.08
2.5K	Mount	CAS-SBMS-2AM	5 lbs	557.52
	Kit-3	CAS-SBMS-2AK3	18 lbs	1,672.56
	Kit-4	CAS-SBMS-2AK4	23 lbs	2,230.08
3K	Mount	CAS-SBMS-3M	5 lbs	557.52
	Kit-3	CAS-SBMS-3K3	18 lbs	1,672.56
	Kit-4	CAS-SBMS-3K4	23 lbs	2,230.08
5K	Mount	CAS-SBMS-5M	10 lbs	798.50
	Kit-3	CAS-SBMS-5K3	33 lbs	2,395.50
	Kit-4	CAS-SBMS-5K4	43 lbs	3,194.00
10K	Mount	CAS-SBMS-10M	10 lbs	798.50
	Kit-3	CAS-SBMS-10K3	33 lbs	2,395.50
	Kit-4	CAS-SBMS-10K4	43 lbs	3,194.00
15K	Mount	CAS-SBMS-15M	14 lbs	1,089.41
	Kit-3	CAS-SBMS-15K3	45 lbs	3,268.23
	Kit-4	CAS-SBMS-15K4	59 lbs	4,357.64
20K	Mount	CAS-SBMS-20M	28 lbs	1,708.70
	Kit-3	CAS-SBMS-20K3	87 lbs	5,126.10
	Kit-4	CAS-SBM-20K4	115 lbs	6,834.80

## CAS-SBMW: Isolated Tension Assembly w/Stainless Steel Welded Load Cell \*

Capacity per module	Mount	Item #	Ship Weight	List Price
750 lb	Mount	CAS-SBMW-750L	5 lbs	867.52
	Kit-3	CAS-SBMW-750LK3	18 lbs	2,602.56
	Kit-4	CAS-SBMW-750LK4	23 lbs	3,470.08
1K	Mount	CAS-SBMW-1M	5 lbs	867.52
	Kit-3	CAS-SBMW-1K3	18 lbs	2,602.56
	Kit-4	CAS-SBMW-1K4	23 lbs	3,470.08
1.5K	Mount	CAS-SBMW-1AM	5 lbs	867.52
	Kit-3	CAS-SBMW-1AK3	18 lbs	2,602.56
	Kit-4	CAS-SBMW-1AK4	23 lbs	3,470.08
2K	Mount	CAS-SBMW-2M	5 lbs	867.52
	Kit-3	CAS-SBMW-2K3	18 lbs	2,602.56
	Kit-4	CAS-SBMW-2K4	23 lbs	3,470.08
2.5K	Mount	CAS-SBMW-2AM	5 lbs	867.52
	Kit-3	CAS-SBMW-2AK3	18 lbs	2,602.56
	Kit-4	CAS-SBMW-2AK4	23 lbs	3,470.08

Capacity per module	Mount	Item #	Ship Weight	List Price
3K	Mount	CAS-SBMW-3M	5 lbs	867.52
	Kit-3	CAS-SBMW-3K3	18 lbs	2,602.56
	Kit-4	CAS-SBMW-3K4	23 lbs	3,470.08
5K	Mount	CAS-SBMW-5M	10 lbs	1,088.50
	Kit-3	CAS-SBMW-5K3	33 lbs	3,265.50
	Kit-4	CAS-SBMW-5K4	43 lbs	4,354.00
10K	Mount	CAS-SBMW-5M	10 lbs	1,088.50
	Kit-3	CAS-SBMW-5K3	33 lbs	3,265.50
	Kit-4	CAS-SBMW-5K4	43 lbs	4,354.00
15K	Mount	CAS-SBMW-5M	10 lbs	1,449.41
	Kit-3	CAS-SBMW-5K3	33 lbs	4,348.23
	Kit-4	CAS-SBMW-5K4	43 lbs	5,797.64
20K	Mount	CAS-SBMW-5M	10 lbs	1,933.70
	Kit-3	CAS-SBMW-5K3	33 lbs	5,801.10
	Kit-4	CAS-SBMW-5K4	43 lbs	7,734.00

\*Non-NTEP Load Cell

Mounts/LC

# CAS-5304LB Series

## Tank Mount

Capacities ranging from 220 lbs to 11,000 lbs

- Stainless Steel Construction
- Easy to Install
- Country of Origin: Sri Lanka

### Applications

Designed for hopper scale, tank weighing systems, and hybrid scale conversions.

### Configuration

- Stainless Steel Load Cell with Galvanized Steel Mount
- Stainless Steel Load Cell with Stainless Steel Mount

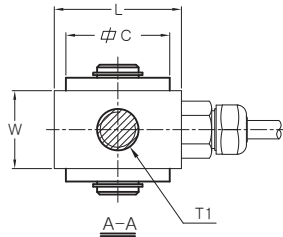
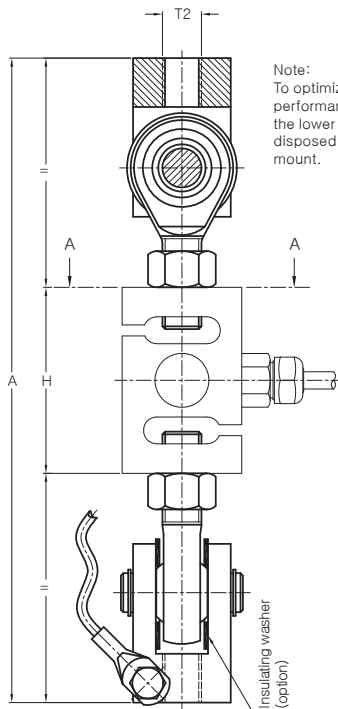

### Load Cells

CAS-ULB



### Kits

3 Mount or 4 Mount Kits available. Kits will include the CAS SS34AS NEMA 4X Stainless Steel Junction Box with 4 cell signal trim summing card and 25' of cable.



### DIMENSIONS (inches)

Load Cell Type	H	L	W	A	C	T1 (UNF)	T2 (UNC)	Max. safe static load in lbs
ULB-220/440/1100 lbs	3.0	1.9	1.2	8.7	1.2	1/2" - 20	1/2" - 13	225/450/2250
ULB-2200 lbs	3.0	1.9	1.2	10.4	1.6	5/8" - 18	5/8" - 11	4500
ULB-4400 lbs	3.4	3.0	1.2	10.6	1.6	5/8" - 18	5/8" - 11	6750
ULB-6600 lbs	3.5	3.5	1.6	12.2	2.0	3/4" - 16	3/4" - 10	10100
ULB-11000 lbs	5.7	3.6	2.2	16.5	2.4	1" - 12	1" - 8	16860

Mounts/LC

## CAS-5304LB: Stainless Steel Load Cell w/Galvanized Steel Mount

Capacity per module	Mount	Item #	Ship Weight	List Price
220 lb	Mount	CAS-5304LB-2L	5 lbs	425.00
	Kit-3	CAS-5304LB-2LK3	19 lbs	1,441.00
	Kit-4	CAS-5304LB-2LK4	24 lbs	1,816.00
440 lb	Mount	CAS-5304LB-4L	5 lbs	455.00
	Kit-3	CAS-5304LB-4LK3	19 lbs	1,481.00
	Kit-4	CAS-5304LB-4LK4	24 lbs	1,886.00
1100 lb	Mount	CAS-5304LB-1M	5 lbs	455.00
	Kit-3	CAS-5304LB-1K3	19 lbs	1,481.00
	Kit-4	CAS-5304LB-1K4	24 lbs	1,886.00
2200 lb	Mount	CAS-5304LB-2M	9 lbs	455.00
	Kit-3	CAS-5304LB-2K3	31 lbs	1,481.00
	Kit-4	CAS-5304LB-2K4	40 lbs	1,886.00
4400 lb	Mount	CAS-5304LB-4M	9 lbs	675.00
	Kit-3	CAS-5304LB-4K3	31 lbs	2,191.00
	Kit-4	CAS-5304LB-4K4	40 lbs	2,766.00
6600 lb	Mount	CAS-5304LB-6M	9 lbs	1,650.00
	Kit-3	CAS-5304LB-6K3	31 lbs	4,916.00
	Kit-4	CAS-5304LB-6K4	40 lbs	6,666.00
11,000 lb	Mount	CAS-5304LB-11M	9 lbs	1,650.00
	Kit-3	CAS-5304LB-11K3	31 lbs	4,916.00
	Kit-4	CAS-5304LB-11K4	40 lbs	6,666.00

## CAS-5304LBS: Stainless Steel Load Cell w/Stainless Steel Mount

Capacity per module	Mount	Item #	Ship Weight	List Price
220 lb	Mount	CAS-5304LBS-2L	5 lbs	670.00
	Kit-3	CAS-5304LBS-2LK3	19 lbs	2,176.00
	Kit-4	CAS-5304LBS-2LK4	24 lbs	2,646.00
440 lb	Mount	CAS-5304LBS-4L	5 lbs	670.00
	Kit-3	CAS-5304LBS-4LK3	19 lbs	2,176.00
	Kit-4	CAS-5304LBS-4LK4	24 lbs	2,646.00
1100 lb	Mount	CAS-5304LBS-1M	5 lbs	670.00
	Kit-3	CAS-5304LBS-1K3	19 lbs	2,176.00
	Kit-4	CAS-5304LBS-1K4	24 lbs	2,646.00
2200 lb	Mount	CAS-5304LBS-2M	9 lbs	670.00
	Kit-3	CAS-5304LBS-2K3	31 lbs	2,176.00
	Kit-4	CAS-5304LBS-2K4	40 lbs	2,646.00
4400 lb	Mount	CAS-5304LBS-4M	9 lbs	1,050.00
	Kit-3	CAS-5304LBS-4K3	31 lbs	3,316.00
	Kit-4	CAS-5304LBS-4K4	40 lbs	4,166.00
6600 lb	Mount	CAS-5304LBS-6M	9 lbs	2,160.00
	Kit-3	CAS-5304LBS-6K3	31 lbs	6,646.00
	Kit-4	CAS-5304LBS-6K4	40 lbs	8,606.00
11,000 lb	Mount	CAS-5304LBS-11M	9 lbs	2,160.00
	Kit-3	CAS-5304LBS-11K3	31 lbs	6,646.00
	Kit-4	CAS-5304LBS-11K4	40 lbs	8,606.00



# CAS-5304B Series

## Isolated Tension Mount

- Light to medium capacities ranging from 225 lbs to 11,240 lbs
- Stainless steel load cell with complete hermetic seal
- Protected to IP68/69K Standards
- Galvanized & Stainless Steel Assemblies
- Country of Origin: Sri Lanka

### Applications

Designed for mechanical conversions, hanging hoppers and bins.

### Configuration

- Stainless Steel Load Cell with Galvanized Steel Mount
- Stainless Steel Load Cell with Stainless Steel Mount

### Load Cells

CAS-UB6, CAS-UB1



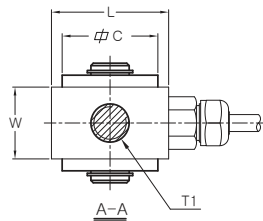
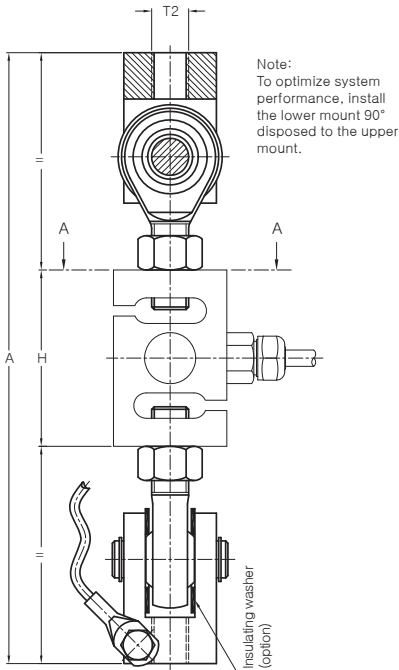
### Kits

3 Mount or 4 Mount Kits available. Kits will include the CAS SS34AS NEMA 4X Stainless Steel Junction Box with 4 cell signal trim summing card and 25' of cable.



▲ CAS-5304B with CAS-UB1

▲ CAS-5304B with CAS-UB6



### DIMENSIONS

Load Cell Type	H	L	W	A	C	T1 (UNF)	T2 (UNC)	Max. safe static load in lbs
UB6-225/450/1125 lbs	2.4	2.4	1.2	8.7	1.2	1/2" - 20	1/2" - 20	450/900/2248
UB1-2250/4500 lbs	3.6	3.4	1.2	10.8	1.6	5/8" - 18	5/8" - 11	4496/6744
UB1-11240 lbs	5.4	5.6	1.7	15.7	2.4	1" - 12	1" - 8	16860

Mounts/LC

## CAS-5304B: Stainless Steel Load Cell w/Galvanized Steel Mount

Capacity per module	Mount	Item #	Ship Weight	List Price
225 lb	Mount	CAS-5304B6-2L	5 lbs	775.00
	Kit-3	CAS-5304B6-2LK3	19 lbs	2,491.00
	Kit-4	CAS-5304B6-2LK4	24 lbs	3,066.00
450 lb	Mount	CAS-5304B6-4L	5 lbs	775.00
	Kit-3	CAS-5304B6-4LK3	19 lbs	2,491.00
	Kit-4	CAS-5304B6-4LK4	24 lbs	3,066.00
1125 lb	Mount	CAS-5304B6-1M	5 lbs	775.00
	Kit-3	CAS-5304B6-1K3	19 lbs	2,491.00
	Kit-4	CAS-5304B6-1K4	24 lbs	3,066.00
2250 lb	Mount	CAS-5304B1-2M	5 lbs	730.00
	Kit-3	CAS-5304B1-2K3	19 lbs	2,156.00
	Kit-4	CAS-5304B1-2K4	24 lbs	2,886.00
4500 lb	Mount	CAS-5304B1-4M	5 lbs	730.00
	Kit-3	CAS-5304B1-4K3	19 lbs	2,156.00
	Kit-4	CAS-5304B1-4K4	24 lbs	2,886.00
11,240 lb	Mount	CAS-5304B1-11M	5 lbs	1,350.00
	Kit-3	CAS-5304B1-11K3	19 lbs	4,216.00
	Kit-4	CAS-5304B1-11K4	24 lbs	5,366.00

## CAS-5304B: Stainless Steel Load Cell w/Stainless Steel Mount

Capacity per module	Mount	Item #	Ship Weight	List Price
225 lb	Mount	CAS-5304B6S-2L	5 lbs	975.00
	Kit-3	CAS-5304B6S-2LK3	19 lbs	2,941.00
	Kit-4	CAS-5304B6S-2LK4	24 lbs	3,866.00
450 lb	Mount	CAS-5304B6S-4L	5 lbs	975.00
	Kit-3	CAS-5304B6S-4LK3	19 lbs	2,941.00
	Kit-4	CAS-5304B6S-4LK4	24 lbs	3,866.00
1125 lb	Mount	CAS-5304B6S-1M	5 lbs	975.00
	Kit-3	CAS-5304B6S-1K3	19 lbs	2,941.00
	Kit-4	CAS-5304B6S-1K4	24 lbs	3,866.00
2250 lb	Mount	CAS-5304B1S-2M	5 lbs	975.00
	Kit-3	CAS-5304B1S-2K3	19 lbs	2,891.00
	Kit-4	CAS-5304B1S-2K4	24 lbs	3,866.00
4500 lb	Mount	CAS-5304B1S-4M	5 lbs	975.00
	Kit-3	CAS-5304B1S-4K3	19 lbs	2,891.00
	Kit-4	CAS-5304B1S-4K4	24 lbs	3,866.00
11,240 lb	Mount	CAS-5304B1S-11M	5 lbs	1,675.00
	Kit-3	CAS-5304B1S-11K3	19 lbs	5,995.00
	Kit-4	CAS-5304B1S-11K4	24 lbs	7,395.00

# CAS-59M Series



## Tank Mount

The CAS-59M is designed for use in light to medium capacity tanks, bin, hoppers, and conveyors. The unique neoprene isolation pad accommodates vibration, thermal expansion and alignment. Ideal for indoor or outdoor process control applications. This mount is also rated for harsh environments when used with hermetically sealed load cells (IP65/67).

- 50 to 5,000 lbs
- Neoprene Isolation Pad
- Dynamic Load Compensation
- Easy Installation • Low Profile
- Thermal Expansion and Contraction
- Mounts Directly to Floor or Structural Support
- Country of Origin: China

## Applications

Powder & Bulk Processing, Mixing, Blending & Batching, Tanks & Hoppers, Level & Inventory Control, Food & Beverage Handling, Hostile Environment, Conveyor Systems

## Configurations

- Alloy Steel Load Cell with Stainless Steel Mount
- Stainless Steel Load Cell with Stainless Steel Mount
- Stainless Steel Welded Load Cell with Stainless Steel Mount

## Load Cells

CAS-60040, CAS-23LA, CAS-23LS, CAS-23LW2, CAS-23LW3



## Kits

3 Mount or 4 Mount Kits available. Kits will include the CAS SS34AS NEMA 4X Stainless Steel Junction Box with 4 cell signal trim summing card and 25' of cable.

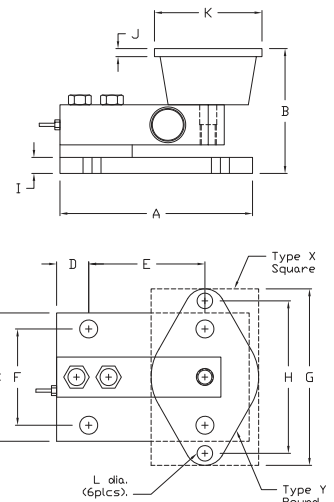
## DIMENSIONS

Rated Capacity	Dimensions												
	A	B	C	D	E	F	G	H	I	J	K	L	Type
25lb - 250lb	4.00	3.13	3.00	0.37	3.25	2.25	3.88	3.00	0.50	0.22	2.38	0.34	Y
500lb	6.00	3.88	4.00	1.00	4.00	3.00	5.50	4.13	0.50	0.25	3.38	0.56	Y
1K	6.00	4.00	4.00	1.00	4.00	3.00	5.13	4.13	0.50	0.25	3.00	0.56	X
1.5K - 2.5K	6.00	4.00	4.00	1.00	4.00	3.00	6.25	5.00	0.50	0.38	4.62	0.56	X
4K - 5Kse	6.00	4.50	4.00	1.00	4.00	3.00	6.25	5.00	1.00	0.38	4.62	0.56	X

See literature for mount and load cell placement

CAS-59M: Alloy Steel Load Cell w/Stainless Steel Mount

Capacity per module	Mount	Item #	Ship Weight	List Price
500 lb	Mount	CAS-59M-500L	8 lbs	590.78
	Kit-3	CAS-59M-500LK3	28 lbs	1,772.34
	Kit-4	CAS-59M-500LK4	34 lbs	2,363.12
1K	Mount	CAS-59M-1M	8 lbs	590.78
	Kit-3	CAS-59M-1K3	28 lbs	1,772.34
	Kit-4	CAS-59M-1K4	34 lbs	2,363.12
1.5K	Mount	CAS-59M-1AM	12 lbs	590.78
	Kit-3	CAS-59M-1AK3	40 lbs	1,772.34
	Kit-4	CAS-59M-1AK4	50 lbs	2,363.12
2K	Mount	CAS-59M-2M	12 lbs	590.78
	Kit-3	CAS-59M-2K3	40 lbs	1,772.34
	Kit-4	CAS-59M-2K4	50 lbs	2,363.12
2.5K	Mount	CAS-59M-2AM	12 lbs	590.78
	Kit-3	CAS-59M-2AK3	40 lbs	1,772.34
	Kit-4	CAS-59M-2AK4	50 lbs	2,363.12
4K	Mount	CAS-59M-4M	12 lbs	590.78
	Kit-3	CAS-59M-4K3	40 lbs	1,772.34
	Kit-4	CAS-59M-4K4	50 lbs	2,363.12
5Kse	Mount	CAS-59M-5M	12 lbs	590.78
	Kit-3	CAS-59M-5K3	40 lbs	1,772.34
	Kit-4	CAS-59M-5K4	50 lbs	2,363.12



Mounts/LC



◀ 1K



◀ 500lb



◀ 25lb - 250lb

**CAS-59MS: Stainless Steel Load Cell w/Stainless Steel Mount**  
Uses CAS-60040 Load Cell (NON-NTEP)

Capacity per module	Mount	Item #	Ship Weight	List Price
25 lb	Mount	CAS-59MS-25L	8 lbs	730.21
	Kit-3	CAS-59MS-25LK3	28 lbs	2,190.63
	Kit-4	CAS-59MS-25LK4	34 lbs	2,920.84
50 lb	Mount	CAS-59MS-50L	8 lbs	730.21
	Kit-3	CAS-59MS-50LK3	28 lbs	2,190.63
	Kit-4	CAS-59MS-50LK4	34 lbs	2,920.84
75 lb	Mount	CAS-59MS-75L	8 lbs	730.21
	Kit-3	CAS-59MS-75LK3	28 lbs	2,190.63
	Kit-4	CAS-59MS-75LK4	34 lbs	2,920.84
100 lb	Mount	CAS-59MS-100L	8 lbs	730.21
	Kit-3	CAS-59MS-100LK3	28 lbs	2,190.63
	Kit-4	CAS-59MS-100LK4	34 lbs	2,920.84
150 lb	Mount	CAS-59MS-150L	8 lbs	730.21
	Kit-3	CAS-59MS-150LK3	28 lbs	2,190.63
	Kit-4	CAS-59MS-150LK4	34 lbs	2,920.84
250 lb	Mount	CAS-59MS-250L	8 lbs	730.21
	Kit-3	CAS-59MS-250LK3	28 lbs	2,190.63
	Kit-4	CAS-59MS-250LK4	34 lbs	2,920.84

**CAS-59MS: Stainless Steel Load Cell w/Stainless Steel Mount**  
Uses CAS-23 Stainless Steel Load Cell

Capacity per module	Mount	Item #	Ship Weight	List Price
500 lb	Mount	CAS-59MS-500L	8 lbs	740.21
	Kit-3	CAS-59MS-500LK3	28 lbs	2,220.63
	Kit-4	CAS-59MS-500LK4	34 lbs	2,960.84
1K	Mount	CAS-59MS-1M	8 lbs	740.21
	Kit-3	CAS-59MS-1K3	28 lbs	2,220.63
	Kit-4	CAS-59MS-1K4	34 lbs	2,960.84
1.5K	Mount	CAS-59MS-1AM	12 lbs	740.21
	Kit-3	CAS-59MS-1AK3	40 lbs	2,220.63
	Kit-4	CAS-59MS-1AK4	50 lbs	2,960.84
2K	Mount	CAS-59MS-2M	12 lbs	740.21
	Kit-3	CAS-59MS-2K3	40 lbs	2,220.63
	Kit-4	CAS-59MS-2K4	50 lbs	2,960.84
2.5K	Mount	CAS-59MS-2AM	12 lbs	740.21
	Kit-3	CAS-59MS-2AK3	40 lbs	2,220.63
	Kit-4	CAS-59MS-2AK4	50 lbs	2,960.84
4K	Mount	CAS-59MS-4M	12 lbs	740.21
	Kit-3	CAS-59MS-4K3	40 lbs	2,220.63
	Kit-4	CAS-59MS-4K4	50 lbs	2,960.84
5Kse	Mount	CAS-59MS-5M	12 lbs	740.21
	Kit-3	CAS-59MS-5K3	40 lbs	2,220.63
	Kit-4	CAS-59MS-5K4	50 lbs	2,960.84

**CAS-59MW2: Stainless Steel Welded Load Cell w/Stainless Steel Mount**  
 Uses CAS-23LW2 Load Cell

Capacity per module	Mount	Item #	Ship Weight	List Price
<b>1K</b>	Mount	CAS-59MW2-1M	8 lbs	775.21
	Kit-3	CAS-59MW2-1K3	28 lbs	2,325.63
	Kit-4	CAS-59MW2-1K4	34 lbs	3,100.84
<b>1.5K</b>	Mount	CAS-59MW2-1AM	12 lbs	775.21
	Kit-3	CAS-59MW2-1AK3	40 lbs	2,325.63
	Kit-4	CAS-59MW2-1AK4	50 lbs	3,100.84
<b>2K</b>	Mount	CAS-59MW2-2M	12 lbs	775.21
	Kit-3	CAS-59MW2-2K3	40 lbs	2,325.63
	Kit-4	CAS-59MW2-2K4	50 lbs	3,100.84
<b>2.5K</b>	Mount	CAS-59MW2-2AM	12 lbs	775.21
	Kit-3	CAS-59MW2-2AK3	40 lbs	2,325.63
	Kit-4	CAS-59MW2-2AK4	50 lbs	3,100.84
<b>4K</b>	Mount	CAS-59MW2-4M	12 lbs	775.21
	Kit-3	CAS-59MW2-4K3	40 lbs	2,325.63
	Kit-4	CAS-59MW2-4K4	50 lbs	3,100.84
<b>5Kse</b>	Mount	CAS-59MW2-5M	12 lbs	775.21
	Kit-3	CAS-59MW2-5K3	40 lbs	2,325.63
	Kit-4	CAS-59MW2-5K4	50 lbs	3,100.84

**CAS-59MW3: Stainless Steel Welded Load Cell w/Stainless Steel Mount**  
 Uses CAS-23LW3 Load Cell

Capacity per module	Mount	Item #	Ship Weight	List Price
<b>1K</b>	Mount	CAS-59MW3-1M	8 lbs	775.21
	Kit-3	CAS-59MW3-1K3	28 lbs	2,325.63
	Kit-4	CAS-59MW3-1K4	34 lbs	3,100.84
<b>1.5K</b>	Mount	CAS-59MW3-1AM	12 lbs	775.21
	Kit-3	CAS-59MW3-1AK3	40 lbs	2,325.63
	Kit-4	CAS-59MW3-1AK4	50 lbs	3,100.84
<b>2K</b>	Mount	CAS-59MW3-2M	12 lbs	775.21
	Kit-3	CAS-59MW3-2K3	40 lbs	2,325.63
	Kit-4	CAS-59MW3-2K4	50 lbs	3,100.84
<b>2.5K</b>	Mount	CAS-59MW3-2AM	12 lbs	775.21
	Kit-3	CAS-59MW3-2AK3	40 lbs	2,325.63
	Kit-4	CAS-59MW3-2AK4	50 lbs	3,100.84
<b>4K</b>	Mount	CAS-59MW3-4M	12 lbs	775.21
	Kit-3	CAS-59MW3-4K3	40 lbs	2,325.63
	Kit-4	CAS-59MW3-4K4	50 lbs	3,100.84
<b>5Kse</b>	Mount	CAS-59MW3-5M	12 lbs	775.21
	Kit-3	CAS-59MW3-5K3	40 lbs	2,325.63
	Kit-4	CAS-59MW3-5K4	50 lbs	3,100.84

# CAS-5205 Series



## Tank Mount

Capacities ranging from 1,125 lbs to 4,500 lbs

- Stainless steel load cell with complete hermetic seal IP68/69K rates
- Stainless steel constants with neoprene isolation pad
- Self aligning, low profile design
- Country of Origin: Sri Lanka

### Applications

Designed for hopper, mixture and platform scales.

### Configuration

- Stainless Steel Load Cell with Stainless Steel Mount

### Load Cells

CAS-SB4

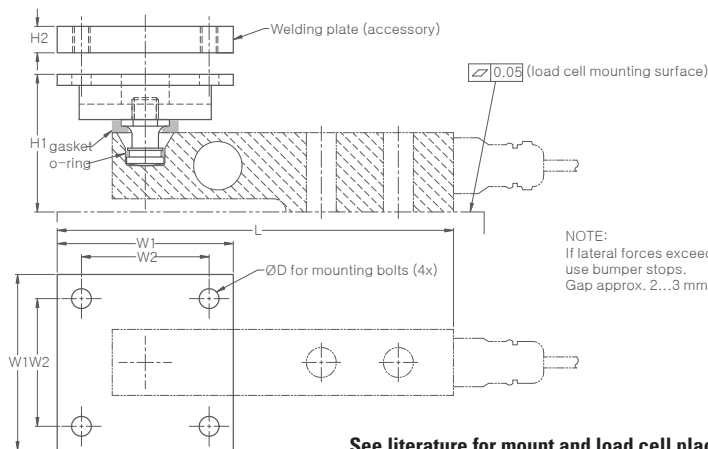


### Kits

3 Mount or 4 Mount Kits available. Kits will include the CAS SS34AS NEMA 4X Stainless Steel Junction Box with 4 cell signal trim summing card and 25' of cable.

CAS-5205: Stainless Steel Load Cell w/Stainless Steel Mount

Capacity per module	Mount	Item #	Ship Weight	List Price
1125 lbs	Mount	CAS-5205-1M		735.00
	Kit-3	CAS-5205-1K3		2,595.00
	Kit-4	CAS-5205-1K4		3,395.00
2250 lbs	Mount	CAS-5205-2M		735.00
	Kit-3	CAS-5205-2K3		2,595.00
	Kit-4	CAS-5205-2K4		3,395.00
4500 lbs	Mount	CAS-5205-4M		735.00
	Kit-3	CAS-5205-4K3		2,595.00
	Kit-4	CAS-5205-4K4		3,395.00



See literature for mount and load cell placement

## DIMENSIONS

Load Cell Type	Dimensions							
	L	H1	H2	W1	W2	Mounting bolts D	S <sub>max</sub> **	RF***
1125/2250/4500 lbs	7.08	2.48	0.47	3.15	2.28	M8	5 mm	1600 N
11,250 lbs	8.62	3.07	0.47	3.94	2.99	M10	5 mm	5000 N

\*\* S<sub>max</sub> = maximum lateral displacement of load introduction

\*\*\* RF = restoring force at S<sub>max</sub>

# CAS-5213 Series

## Tank Mount

Capacities ranging from 500 lbs to 22,500 lbs

- Stainless steel load cell with complete hermetic seal - IP68/69K rated
- Galvanized & stainless steel assemblies
- 2 directional bumpers and free sliding mounts available
- Country of Origin: Sri Lanka



### Applications

Sliding system designed for light to medium capacity hopper, tank, and mixer weighing.

### Load Cells

CAS-SB14, CAS-SB4

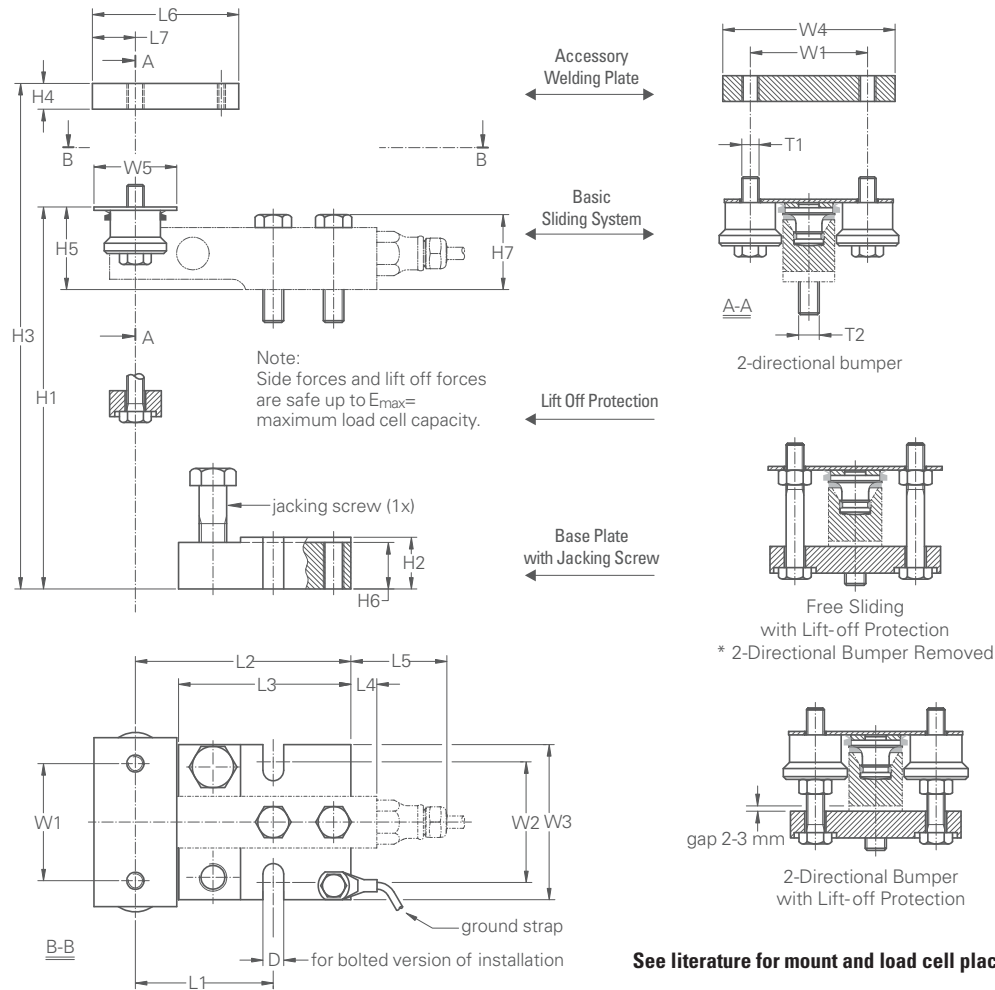


### Configuration

- Stainless Steel Load Cell with Stainless Steel Mount
- Stainless Steel Load Cell with Galvanized Steel Mount

### Kits

3 Mount or 4 Mount Kits available. Kits will include the CAS SS34AS NEMA 4X Stainless Steel Junction Box with 4 cell signal trim summing card and 25' of cable.



See literature for mount and load cell placement

Mounts/LC

**DIMENSIONS**

Rated Capacity	Dimensions																					
	H1	H2	H3	H4	H5	H6	H7	L1	L2	L3	L4	L5	L6	L7	W1	W2	W3	W4	W5	D	T1	T2
SB14-500/1000/2500/5000 lbs	2.95	1.38	3.54	0.59	1.69	1.26	1.54	3.15	4.92	3.94	-	1.46	3.35	0.98	2.68	2.76	3.54	3.94	1.89	0.51	M10	M12
SB4-1125/2250/4500 lbs	2.95	1.18	3.54	0.59	1.89	1.06	1.73	3.15	4.92	3.94	0.59	2.20	3.35	0.98	2.68	2.76	3.54	3.94	1.89	0.51	M10	M12
SB4-22500 lbs	5.31	1.97	6.30	0.98	3.54	1.77	3.46	5.31	8.07	6.30	0.39	2.01	5.31	1.38	4.72	5.12	5.91	7.09	2.68	0.79	M20	M24

CAS-5213SG: Stainless Steel Load Cell w/Galvanized Steel Mount

Capacity per module	Mount	Item #	Ship Weight	List Price
500 lb	Mount	CAS-5213SG-500L	12 lbs	535.00
	Kit-3	CAS-5213SG-500K3	38 lbs	1,721.00
	Kit-4	CAS-5213SG-500K4	50 lbs	2,206.00
1K	Mount	CAS-5213SG-1M	12 lbs	535.00
	Kit-3	CAS-5213SG-1K3	38 lbs	1,721.00
	Kit-4	CAS-5213SG-1K4	50 lbs	2,206.00
2.5K	Mount	CAS-5213SG-2AM	12 lbs	535.00
	Kit-3	CAS-5213SG-2AK3	38 lbs	1,721.00
	Kit-4	CAS-5213SG-2AK4	50 lbs	2,206.00
5K	Mount	CAS-5213SG-5M	12 lbs	535.00
	Kit-3	CAS-5213SG-5K3	38 lbs	1,721.00
	Kit-4	CAS-5213SG-5K4	50 lbs	2,206.00

CAS-5213S: Stainless Steel Load Cell w/Stainless Steel Mount

Capacity per module	Mount	Item #	Ship Weight	List Price
500 lb	Mount	CAS-5213S-500L	12 lbs	800.00
	Kit-3	CAS-5213S-500K3	38 lbs	2,466.00
	Kit-4	CAS-5213S-500K4	50 lbs	3,266.00
1K	Mount	CAS-5213S-1M	12 lbs	800.00
	Kit-3	CAS-5213S-1K3	38 lbs	2,466.00
	Kit-4	CAS-5213S-1K4	50 lbs	3,266.00
2.5K	Mount	CAS-5213S-2AM	12 lbs	800.00
	Kit-3	CAS-5213S-2AK3	38 lbs	2,466.00
	Kit-4	CAS-5213S-2AK4	50 lbs	3,266.00
5K	Mount	CAS-5213S-5M	12 lbs	800.00
	Kit-3	CAS-5213S-5K3	38 lbs	2,466.00
	Kit-4	CAS-5213S-5K4	50 lbs	3,266.00

CAS-5213LG: Stainless Steel Load Cell w/Galvanized Steel Mount

Capacity per module	Mount	Item #	Ship Weight	List Price
1125 lbs	Mount	CAS-5213LG-5M	15 lbs	620.00
	Kit-3	CAS-5213LG-5K3	48 lbs	1,926.00
	Kit-4	CAS-5213LG-5K4	64 lbs	2,546.00
2250 lbs	Mount	CAS-5213LG-10M	15 lbs	620.00
	Kit-3	CAS-5213LG-10K3	48 lbs	1,926.00
	Kit-4	CAS-5213LG-10K4	64 lbs	2,546.00
4500 lbs	Mount	CAS-5213LG-20M	15 lbs	620.00
	Kit-3	CAS-5213LG-20K3	48 lbs	1,926.00
	Kit-4	CAS-5213LG-20K4	64 lbs	2,546.00
22,500 lbs	Mount	CAS-5213LG-100M	32 lbs	1,200.00
	Kit-3	CAS-5213LG-100K3	99 lbs	3,666.00
	Kit-4	CAS-5213LG-100K4	149 lbs	4,866.00

CAS-5213L: Stainless Steel Load Cell w/Stainless Steel Mount

Capacity per module	Mount	Item #	Ship Weight	List Price
1125 lbs	Mount	CAS-5213L-5M	15 lbs	875.00
	Kit-3	CAS-5213L-5K3	48 lbs	2,691.00
	Kit-4	CAS-5213L-5K4	64 lbs	3,566.00
2250 lbs	Mount	CAS-5213L-10M	15 lbs	875.00
	Kit-3	CAS-5213L-10K3	48 lbs	2,691.00
	Kit-4	CAS-5213L-10K4	64 lbs	3,566.00
4500 lbs	Mount	CAS-5213L-20M	15 lbs	875.00
	Kit-3	CAS-5213L-20K3	48 lbs	2,691.00
	Kit-4	CAS-5213L-20K4	64 lbs	3,566.00
22,500 lbs	Mount	CAS-5213L-100M	32 lbs	1,600.00
	Kit-3	CAS-5213L-100K3	99 lbs	4,866.00
	Kit-4	CAS-5213L-100K4	149 lbs	6,466.00

Mounts/LC



# CAS-23M Series



## Tank Mount

The CAS-23M is designed to use in light to medium capacity tanks, hoppers, and conveyors. The unique spherical washer design combines multidirectional movement with self checking capabilities. Ideal for indoor or outdoor process control applications.

- 250 to 10,000 lbs
- Center Pivoted Tension Loading
- Spherical Washer Design
- Self Checking Movement
- Easy Installation
- Adjustable Height
- Shock Load Protection
- Thermal Expansion & Contraction
- Safe Overload: 150%      • Safe Side Overload: 150%
- Country of Origin: China

## Applications

Powder & Bulk Processing, Mixing, Blending & Batching, Tanks & Hoppers, Level & Inventory Control, Food & Beverage Handling, Hostile Environment, Conveyor Systems

## Configurations

- Alloy Steel Load Cell with Mild Steel Mount
- Stainless Steel Load Cell with Stainless Steel Mount
- Stainless Steel Welded Load Cell with Stainless Steel Mount

## Load Cells

CAS-23LA, CAS-23LS, CAS-23LW2, CAS-LW3



## Kits

3 Mount or 4 Mount Kits available. Kits will include the CAS SS34AS NEMA 4X Stainless Steel Junction Box with 4 cell signal trim summing card and 25' of cable.

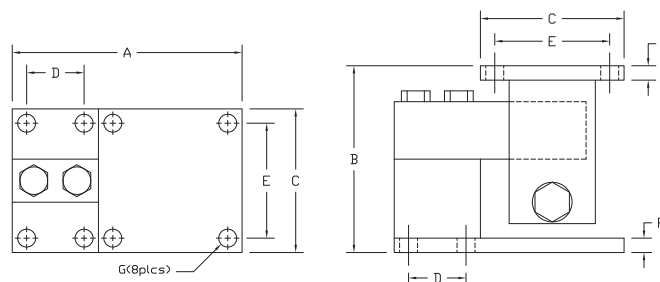
## DIMENSIONS

Rated Capacity	Dimensions						
	A	B	C	D	E	F	G
250lbs - 5Kse	7.00	5.00	5.00	2.00	4.00	0.50	0.62
5K - 10K	8.00	6.50	5.00	3.00	4.00	0.50	0.62

CAS-23M: Alloy Steel Load Cell w/Mild Steel Mount

Capacity per module	Mount	Item #	Ship Weight	List Price
250 lb	Mount	CAS-23M-250L	18 lbs	584.72
	Kit-3	CAS-23M-250LK3	59 lbs	1,754.16
	Kit-4	CAS-23M-250LK4	76 lbs	2,338.88
500 lb	Mount	CAS-23M-500L	18 lbs	584.72
	Kit-3	CAS-23M-500LK3	59 lbs	1,754.16
	Kit-4	CAS-23M-500LK4	76 lbs	2,338.88
1K	Mount	CAS-23M-1M	18 lbs	584.72
	Kit-3	CAS-23M-1K3	59 lbs	1,754.16
	Kit-4	CAS-23M-1K4	76 lbs	2,338.88
1.5K	Mount	CAS-23M-1AM	18 lbs	584.72
	Kit-3	CAS-23M-1AK3	59 lbs	1,754.16
	Kit-4	CAS-23M-1AK4	76 lbs	2,338.88
2K	Mount	CAS-23M-2M	18 lbs	584.72
	Kit-3	CAS-23M-2K3	59 lbs	1,754.16
	Kit-4	CAS-23M-2K4	76 lbs	2,338.88
2.5K	Mount	CAS-23M-2AM	18 lbs	584.72
	Kit-3	CAS-23M-2AK3	59 lbs	1,754.16
	Kit-4	CAS-23M-2AK4	76 lbs	2,338.88
4K	Mount	CAS-23M-4M	18 lbs	584.72
	Kit-3	CAS-23M-4K3	59 lbs	1,754.16
	Kit-4	CAS-23M-4K4	76 lbs	2,338.88
5Kse	Mount	CAS-23M-5SM	18 lbs	584.72
	Kit-3	CAS-23M-5SK3	59 lbs	1,754.16
	Kit-4	CAS-23M-5SK4	76 lbs	2,338.88
5K	Mount	CAS-23M-5M	24 lbs	742.09
	Kit-3	CAS-23M-5K3	77 lbs	2,226.27
	Kit-4	CAS-23M-5K4	100 lbs	2,968.36
10K	Mount	CAS-23M-10M	24 lbs	742.09
	Kit-3	CAS-23M-10K3	77 lbs	2,226.27
	Kit-4	CAS-23M-10K4	100 lbs	2,968.36

Mounts/LC



See literature for mount and load cell placement

## CAS-23MS: Stainless Steel Load Cell w/Stainless Steel Mount

Capacity per module	Mount	Item #	Ship Weight	List Price
250 lb	Mount	CAS-23MS-250L	18 lbs	976.70
	Kit-3	CAS-23MS-250LK3	59 lbs	2,930.10
	Kit-4	CAS-23MS-250LK4	76 lbs	3,906.80
500 lb	Mount	CAS-23MS-500L	18 lbs	976.70
	Kit-3	CAS-23MS-500LK3	59 lbs	2,930.10
	Kit-4	CAS-23MS-500LK4	76 lbs	3,906.80
1K	Mount	CAS-23MS-1M	18 lbs	976.70
	Kit-3	CAS-23MS-1K3	59 lbs	2,930.10
	Kit-4	CAS-23MS-1K4	76 lbs	3,906.80
1.5K	Mount	CAS-23MS-1AM	18 lbs	976.70
	Kit-3	CAS-23MS-1AK3	59 lbs	2,930.10
	Kit-4	CAS-23MS-1AK4	76 lbs	3,906.80
2K	Mount	CAS-23MS-2M	18 lbs	976.70
	Kit-3	CAS-23MS-2K3	59 lbs	2,930.10
	Kit-4	CAS-23MS-2K4	76 lbs	3,906.80

Capacity per module	Mount	Item #	Ship Weight	List Price
2.5K	Mount	CAS-23MS-2AM	18 lbs	976.70
	Kit-3	CAS-23MS-2AK3	59lbs	2,930.10
	Kit-4	CAS-23MS-2AK4	76 lbs	3,906.80
4K	Mount	CAS-23MS-4M	18 lbs	976.70
	Kit-3	CAS-23MS-4K3	59 lbs	2,930.10
	Kit-4	CAS-23MS-4K4	76 lbs	3,906.80
5Kse	Mount	CAS-23MS-5SM	18 lbs	976.70
	Kit-3	CAS-23MS-5SK3	59 lbs	2,930.10
	Kit-4	CAS-23MS-5SK4	76 lbs	3,906.80
5K	Mount	CAS-23MS-5M	24 lbs	1,077.01
	Kit-3	CAS-23MS-5K3	77 lbs	3,231.03
	Kit-4	CAS-23MS-5K4	100 lbs	4,308.04
10K	Mount	CAS-23MS-10M	24 lbs	1,071.01
	Kit-3	CAS-23MS-10K3	77 lbs	3,231.03
	Kit-4	CAS-23MS-10K4	100 lbs	4,308.04

## CAS-23MW2: Stainless Steel Welded Load Cell w/Stainless Steel Mount Uses CAS-23LW2 Load Cell

Capacity per module	Mount	Item #	Ship Weight	List Price
1K	Mount	CAS-23MW2-1M	18 lbs	1,011.70
	Kit-3	CAS-23MW2-1K3	59 lbs	3,035.10
	Kit-4	CAS-23MW2-1K4	76 lbs	4,046.80
1.5K	Mount	CAS-23MW2-1AM	18 lbs	1,011.70
	Kit-3	CAS-23MW2-1AK3	59 lbs	3,035.10
	Kit-4	CAS-23MW2-1AK4	76 lbs	4,046.80
2K	Mount	CAS-23MW2-2M	18 lbs	1,011.70
	Kit-3	CAS-23MW2-2K3	59 lbs	3,035.10
	Kit-4	CAS-23MW2-2K4	76 lbs	4,046.80
2.5K	Mount	CAS-23MW2-2AM	18 lbs	1,011.70
	Kit-3	CAS-23MW2-2AK3	59 lbs	3,035.10
	Kit-4	CAS-23MW2-2AK4	76 lbs	4,046.80
4K	Mount	CAS-23MW2-4M	18 lbs	1,011.70
	Kit-3	CAS-23MW2-4K3	59 lbs	3,035.10
	Kit-4	CAS-23MW2-4K4	76 lbs	4,046.80
5Kse	Mount	CAS-23MW2-5SM	18 lbs	1,011.70
	Kit-3	CAS-23MW2-5SK3	59 lbs	3,035.10
	Kit-4	CAS-23MW2-5SK4	76 lbs	4,046.80
5K	Mount	CAS-23MW2-5M	24 lbs	1,127.01
	Kit-3	CAS-23MW2-5K3	77 lbs	3,381.03
	Kit-4	CAS-23MW2-5K4	100 lbs	4,508.04
10K	Mount	CAS-23MW2-10M	24 lbs	1,127.01
	Kit-3	CAS-23MW2-10K3	77 lbs	3,381.03
	Kit-4	CAS-23MW2-10K4	100 lbs	4,508.04

## CAS-23MW3: Stainless Steel Welded Load Cell w/Stainless Steel Mount Uses CAS-23LW3 Load Cell

Capacity per module	Mount	Item #	Ship Weight	List Price
1K	Mount	CAS-23MW3-1M	18 lbs	1,011.70
	Kit-3	CAS-23MW3-1K3	59 lbs	3,035.10
	Kit-4	CAS-23MW3-1K4	76 lbs	4,046.80
1.5K	Mount	CAS-23MW3-1AM	18 lbs	1,011.70
	Kit-3	CAS-23MW3-1AK3	59 lbs	3,035.10
	Kit-4	CAS-23MW3-1AK4	76 lbs	4,046.80
2K	Mount	CAS-23MW3-2M	18 lbs	1,011.70
	Kit-3	CAS-23MW3-2K3	59 lbs	3,035.10
	Kit-4	CAS-23MW3-2K4	76 lbs	4,046.80
2.5K	Mount	CAS-23MW3-2AM	18 lbs	1,011.70
	Kit-3	CAS-23MW3-2AK3	59 lbs	3,035.10
	Kit-4	CAS-23MW3-2AK4	76 lbs	4,046.80
4K	Mount	CAS-23MW3-4M	18 lbs	1,011.70
	Kit-3	CAS-23MW3-4K3	59 lbs	3,035.10
	Kit-4	CAS-23MW3-4K4	76 lbs	4,046.80
5Kse	Mount	CAS-23MW3-5SM	18 lbs	1,011.70
	Kit-3	CAS-23MW3-5SK3	59 lbs	3,035.10
	Kit-4	CAS-23MW3-5SK4	76 lbs	4,046.80
5K	Mount	CAS-23MW3-5M	24 lbs	1,127.01
	Kit-3	CAS-23MW3-5K3	77 lbs	3,381.03
	Kit-4	CAS-23MW3-5K4	100 lbs	4,508.04
10K	Mount	CAS-23MW3-10M	24 lbs	1,127.01
	Kit-3	CAS-23MW3-10K3	77 lbs	3,381.03
	Kit-4	CAS-23MW3-10K4	100 lbs	4,508.04

Mounts/LC

# CAS-RTM Series



## Tank Mount

This stainless steel tank mount assembly uses a hermetically sealed beam load cell with a blind load hole that has a flat loading surface. Expansion and contraction due to thermal changes and side load from external forces are handled with a rocker pin mounting. After removal of side load, the mount will re-center itself using the rocker pin.

- Overload and Overlift Protection
- Integral Lateral Stops
- Country of Origin: China

### Configuration

- Stainless Steel Load Cell with Stainless Steel Mount

### Load Cells

CAS-745



### Kits

3 Mount or 4 Mount Kits available. Kits will include the CAS SS34AS NEMA 4X Stainless Steel Junction Box with 4 cell signal trim summing card and 25' of cable.

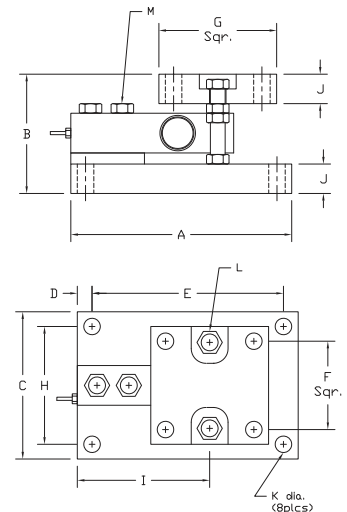
CAS-RTM: Stainless Steel Load Cell w/Stainless Steel Mount

Capacity per module	Mount	Item #	Ship Weight	List Price
500 lb	Mount	CAS-RTM-500L	85 lbs	1,066.06
	Kit-3	CAS-RTM-500LK3	260 lbs	3,198.18
	Kit-4	CAS-RTM-500LK4	245 lbs	4,264.40
1K	Mount	CAS-RTM-1M	85 lbs	1,066.06
	Kit-3	CAS-RTM-1K3	260 lbs	3,198.18
	Kit-4	CAS-RTM-1K4	245 lbs	4,264.24
1.25K	Mount	CAS-RTM-1AM	85 lbs	1,066.06
	Kit-3	CAS-RTM-1AK3	260 lbs	3,198.18
	Kit-4	CAS-RTM-1AK4	245 lbs	4,264.24
2.5K	Mount	CAS-RTM-2AM	85 lbs	1,066.06
	Kit-3	CAS-RTM-2AK3	260 lbs	3,198.18
	Kit-4	CAS-RTM-2AK4	245 lbs	4,264.24
4K	Mount	CAS-RTM-4M	85 lbs	1,066.06
	Kit-3	CAS-RTM-4K3	260 lbs	3,198.18
	Kit-4	CAS-RTM-4K4	245 lbs	4,264.24
5K	Mount	CAS-RTM-5M	85 lbs	1,246.06
	Kit-3	CAS-RTM-5K3	260 lbs	3,738.18
	Kit-4	CAS-RTM-5K4	245 lbs	4,984.24
10K	Mount	CAS-RTM-10M	105 lbs	1,426.70
	Kit-3	CAS-RTM-10K3	320 lbs	4,280.10
	Kit-4	CAS-RTM-10K4	425 lbs	5,706.80

## DIMENSIONS

Rated Capacity	Dimensions												
	A	B	C	D	E	F	G	H	I	J	K	L	M
500lbs - 2.5K	7.50	3.78	5.00	0.50	6.50	3.00	4.00	4.00	4.50	1.00	0.56	1/2 - 13UNC	1/2 - 13UNC
4K	7.50	3.94	5.00	0.50	6.50	3.00	4.00	4.00	4.50	1.00	0.56	1/2 - 13UNC	1/2 - 13UNC
5K	7.50	4.03	5.00	0.50	6.50	3.00	4.00	4.00	4.50	1.00	0.56	1/2 - 13UNC	1/2 - 13UNC
10K	8.50	4.28	5.00	0.50	7.50	3.00	4.00	4.00	6.00	1.00	0.56	1/2 - 13UNC	3/4 - 10UNC

See literature for mount and load cell placement



Mounts/LC

# CAS-SB8M Series

## Tank Mount

Capacities ranging from 10 kg to 500 kg

- Stainless steel load cell with padded load mount
- Padded load mount consisting of natural rubber with steel, zinc lated
- Country of Origin: Sri Lanka



### Applications

Designed for hopper, mixture and platform scales.

### Configuration

- Stainless Steel Load Cell with Padded Load Mount

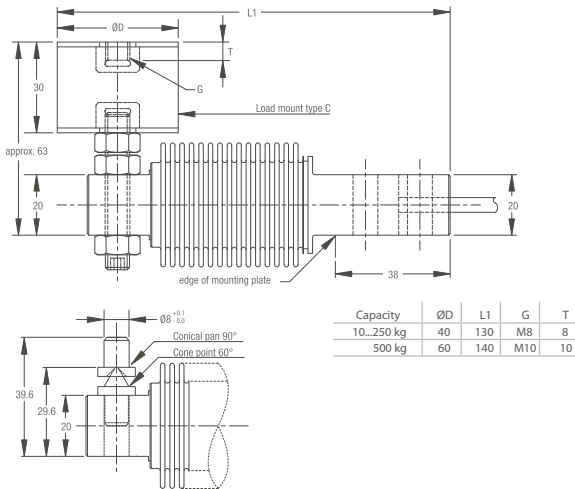
### Load Cells

CAS-SB8



### Kits

3 Mount or 4 Mount Kits available. Kits will include the CAS SS34AS NEMA 4X Stainless Steel Junction Box with 4 cell signal trim summing card and 25' of cable.



CAS-SB8: Stainless Steel Load Cell w/Load Mount

Capacity per module	Mount	Item #	Ship Weight	List Price
10 Kg	Mount	CAS-SB8-10L		735.00
	Kit-3	CAS-SB8-10LK3		2,595.00
	Kit-4	CAS-SB8-10LK4		3,395.00
20 kg	Mount	CAS-SB8-20L		735.00
	Kit-3	CAS-SB8-20LK3		2,595.00
	Kit-4	CAS-SB8-20LK4		3,395.00
100 kg	Mount	CAS-SB8-100L		735.00
	Kit-3	CAS-SB8-100LK3		2,595.00
	Kit-4	CAS-SB8-100LK4		3,395.00
200 kg	Mount	CAS-SB8-200L		735.00
	Kit-3	CAS-SB8-200LK3		2,595.00
	Kit-4	CAS-SB8-200LK4		3,395.00
250 kg	Mount	CAS-SB8-250L		735.00
	Kit-3	CAS-SB8-250LK3		2,595.00
	Kit-4	CAS-SB8-250LK4		3,395.00
500 kg	Mount	CAS-SB8-500L		735.00
	Kit-3	CAS-SB8-500LK3		2,595.00
	Kit-4	CAS-SB8-500LK4		3,395.00

## DIMENSIONS

Load Cell Type	Dimensions							
	L	H1	H2	W1	W2	Mounting bolts D	S <sub>max</sub> **	RF***
10 kg to 250 kg	7.08	2.48	0.47	3.15	2.28	M8	5 mm	1600 N
500 kg	8.62	3.07	0.47	3.94	2.99	M10	5 mm	5000 N

\*\* S<sub>max</sub> = maximum lateral displacement of load introduction

\*\*\* RF = restoring force at S<sub>max</sub>

# CAS-82M Series



## Tank Mount

Capacities from 250 to 20,000 lbs.

- Redundant Sealing
- Articulating Mount Plate
- Low Profile Design
- Adjustable Under Load
- Integral Height Adjustment for Balancing
- Country of Origin: China

### Applications

Ideal for tank, bin, and hopper weighing.

### Configurations

- Alloy Load Cell with Mild Steel Mount
- Stainless Steel Load Cell with Stainless Steel Mount
- Stainless Steel Welded Load Cell with Stainless Steel Mount

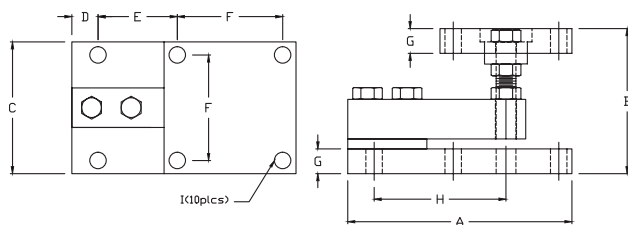
### Load Cells

CAS-23LA, CAS-23LS, CAS-23LW2, CAS-23LW3



### Kits

3 Mount or 4 Mount Kits available. Kits will include the CAS SS34AS NEMA 4X Stainless Steel Junction Box with 4 cell signal trim summing card and 25' of cable.



See literature for mount and load cell placement

### DIMENSIONS

Rated Capacity	Dimensions								
	A	B	C	D	E	F	G	H	I
250lbs - 5Kse	7.12	4.00 - 4.50	5.00	0.56	2.00	4.00	0.70	4.00	0.63
5Kle - 10K	8.50	5.00 - 5.50	5.00	0.75	3.00	4.00	0.94	5.00	0.63
15K - 20K	10.88	7.00 - 7.50	6.00	0.87	4.63	4.50	1.44	6.88	0.88

### CAS-82M: Alloy Load Cell w/Mild Steel Mount

Capacity per module	Mount	Item #	Ship Weight	List Price
250 lb	Mount	CAS-82M-250L	19 lbs	469.51
	Kit-3	CAS-82M-250LK3	59 lbs	1,408.53
	Kit-4	CAS-82M-250LK4	74 lbs	1,878.04
500 lb	Mount	CAS-82M-500L	19 lbs	469.51
	Kit-3	CAS-82M-500LK3	59 lbs	1,408.53
	Kit-4	CAS-82M-500LK4	74 lbs	1,878.04
1K	Mount	CAS-82M-1M	19 lbs	469.51
	Kit-3	CAS-82M-1K3	59 lbs	1,408.53
	Kit-4	CAS-82M-1K4	74 lbs	1,878.04
1.5K	Mount	CAS-82M-1AM	19 lbs	469.51
	Kit-3	CAS-82M-1AK3	59 lbs	1,408.53
	Kit-4	CAS-82M-1AK4	74 lbs	1,878.04
2K	Mount	CAS-82M-2M	19 lbs	469.51
	Kit-3	CAS-82M-2K3	59 lbs	1,408.53
	Kit-4	CAS-82M-2K4	74 lbs	1,878.04
2.5K	Mount	CAS-82M-2AM	19 lbs	469.51
	Kit-3	CAS-82M-2AK3	59 lbs	1,408.53
	Kit-4	CAS-82M-2AK4	74 lbs	1,878.04
4K	Mount	CAS-82M-4M	19 lbs	469.51
	Kit-3	CAS-82M-4K3	59 lbs	1,408.53
	Kit-4	CAS-82M-4K4	74 lbs	1,878.04
5Kse	Mount	CAS-82M-5SM	19 lbs	469.51
	Kit-3	CAS-82M-5SK3	59 lbs	1,408.53
	Kit-4	CAS-82M-5SK4	74 lbs	1,878.04
5K	Mount	CAS-82M-5M	24 lbs	699.65
	Kit-3	CAS-82M-5K3	77 lbs	2,098.95
	Kit-4	CAS-82M-5K4	100 lbs	2,798.60
10K	Mount	CAS-82M-10M	24 lbs	699.65
	Kit-3	CAS-82M-10K3	77 lbs	2,098.95
	Kit-4	CAS-82M-10K4	100 lbs	2,798.60
15K	Mount	CAS-82M-15M	24 lbs	1,169.15
	Kit-3	CAS-82M-15K3	77 lbs	3,507.45
	Kit-4	CAS-82M-15K4	100 lbs	4,676.60
20K	Mount	CAS-82M-20M	24 lbs	1,169.15
	Kit-3	CAS-82M-20K3	77 lbs	3,507.45
	Kit-4	CAS-82M-20K4	100 lbs	4,676.60

Mounts/LC

## CAS-82MS: Stainless Steel Load Cell w/Stainless Steel Mount

Capacity per module	Mount	Item #	Ship Weight	List Price
250 lb	Mount	CAS-82MS-250L	19 lbs	837.23
	Kit-3	CAS-82MS-250LK3	59 lbs	2,511.69
	Kit-4	CAS-82MS-250LK4	74 lbs	3,348.92
500 lb	Mount	CAS-82MS-500L	19 lbs	837.23
	Kit-3	CAS-82MS-500LK3	59 lbs	2,511.69
	Kit-4	CAS-82MS-500LK4	74 lbs	3,348.92
1K	Mount	CAS-82MS-1M	19 lbs	837.23
	Kit-3	CAS-82MS-1K3	59 lbs	2,511.69
	Kit-4	CAS-82MS-1K4	74 lbs	3,348.92
1.5K	Mount	CAS-82MS-1AM	19 lbs	837.23
	Kit-3	CAS-82MS-1AK3	59 lbs	2,511.69
	Kit-4	CAS-82MS-1AK4	74 lbs	3,348.92
2K	Mount	CAS-82MS-2M	19 lbs	837.23
	Kit-3	CAS-82MS-2K3	59 lbs	2,511.69
	Kit-4	CAS-82MS-2K4	74 lbs	3,348.92
2.5K	Mount	CAS-82MS-2AM	19 lbs	837.23
	Kit-3	CAS-82MS-2AK3	59 lbs	2,511.69
	Kit-4	CAS-82MS-2AK4	74 lbs	3,348.92

Capacity per module	Mount	Item #	Ship Weight	List Price
4K	Mount	CAS-82MS-4M	19 lbs	837.23
	Kit-3	CAS-82MS-4K3	59 lbs	2,511.69
	Kit-4	CAS-82MS-4K4	74 lbs	3,348.92
5Kse	Mount	CAS-82MS-5SM	19 lbs	837.23
	Kit-3	CAS-82MS-5SK3	59 lbs	2,511.69
	Kit-4	CAS-82MS-5SK4	74 lbs	3,348.92
5K	Mount	CAS-82MS-5M	24 lbs	1,046.70
	Kit-3	CAS-82MS-5K3	77 lbs	3,140.10
	Kit-4	CAS-82MS-5K4	100 lbs	4,186.80
10K	Mount	CAS-82MS-10M	24 lbs	1,046.70
	Kit-3	CAS-82MS-10K3	77 lbs	3,140.10
	Kit-4	CAS-82MS-10K4	100 lbs	4,186.80
15K	Mount	CAS-82MS-15M	24 lbs	1,626.80
	Kit-3	CAS-82MS-15K3	77 lbs	4,880.40
	Kit-4	CAS-82MS-15K4	100 lbs	6,507.20
20K	Mount	CAS-82MS-20M	24 lbs	1,626.80
	Kit-3	CAS-82MS-20K3	77 lbs	4,880.40
	Kit-4	CAS-82MS-20K4	100 lbs	6,507.20

## CAS-82MW2: Stainless Steel Welded Load Cell w/Stainless Steel Mount Uses CAS-23LW2 Load Cell

Capacity per module	Mount	Item #	Ship Weight	List Price
1K	Mount	CAS-82MW2-1M	19 lbs	872.23
	Kit-3	CAS-82MW2-1K3	59 lbs	2,616.69
	Kit-4	CAS-82MW2-1K4	74 lbs	3,488.92
1.5K	Mount	CAS-82MW2-1AM	19 lbs	872.23
	Kit-3	CAS-82MW2-1AK3	59 lbs	2,616.69
	Kit-4	CAS-82MW2-1AK4	74 lbs	3,488.92
2K	Mount	CAS-82MW2-2M	19 lbs	872.23
	Kit-3	CAS-82MW2-2K3	59 lbs	2,616.69
	Kit-4	CAS-82MW2-2K4	74 lbs	3,488.92
2.5K	Mount	CAS-82MW2-2AM	19 lbs	872.23
	Kit-3	CAS-82MW2-2AK3	59 lbs	2,616.69
	Kit-4	CAS-82MW2-2AK4	74 lbs	3,488.92
4K	Mount	CAS-82MW2-4M	19 lbs	872.23
	Kit-3	CAS-82MW2-4K3	59 lbs	2,616.69
	Kit-4	CAS-82MW2-4K4	74 lbs	3,488.92
5Kse	Mount	CAS-82MW2-5SM	19 lbs	872.23
	Kit-3	CAS-82MW2-5SK3	59 lbs	2,616.69
	Kit-4	CAS-82MW2-5SK4	74 lbs	3,488.92
5K	Mount	CAS-82MW2-5M	24 lbs	1,096.70
	Kit-3	CAS-82MW2-5K3	77 lbs	3,290.10
	Kit-4	CAS-82MW2-5K4	100 lbs	4,386.80
10K	Mount	CAS-82MW2-10M	24 lbs	1,096.70
	Kit-3	CAS-82MW2-10K3	77 lbs	3,290.10
	Kit-4	CAS-82MW2-10K4	100 lbs	4,386.80

## CAS-82MW3: Stainless Steel Welded Load Cell w/Stainless Steel Mount Uses CAS-23LW3 Load Cell

Capacity per module	Mount	Item #	Ship Weight	List Price
1K	Mount	CAS-82MW3-1M	19 lbs	872.23
	Kit-3	CAS-82MW3-1K3	59 lbs	2,616.69
	Kit-4	CAS-82MW3-1K4	74 lbs	3,488.92
1.5K	Mount	CAS-82MW3-1AM	19 lbs	872.23
	Kit-3	CAS-82MW3-1AK3	59 lbs	2,616.69
	Kit-4	CAS-82MW3-1AK4	74 lbs	3,488.92
2K	Mount	CAS-82MW3-2M	19 lbs	872.23
	Kit-3	CAS-82MW3-2K3	59 lbs	2,616.69
	Kit-4	CAS-82MW3-2K4	74 lbs	3,488.92
2.5K	Mount	CAS-82MW3-2AM	19 lbs	872.23
	Kit-3	CAS-82MW3-2AK3	59 lbs	2,616.69
	Kit-4	CAS-82MW3-2AK4	74 lbs	3,488.92
4K	Mount	CAS-82MW3-4M	19 lbs	872.23
	Kit-3	CAS-82MW3-4K3	59 lbs	2,616.69
	Kit-4	CAS-82MW3-4K4	74 lbs	3,488.92
5Kse	Mount	CAS-82MW3-5SM	19 lbs	872.23
	Kit-3	CAS-82MW3-5SK3	59 lbs	2,616.69
	Kit-4	CAS-82MW3-5SK4	74 lbs	3,488.92
5K	Mount	CAS-82MW3-5M	24 lbs	1,096.70
	Kit-3	CAS-82MW3-5K3	77 lbs	3,290.10
	Kit-4	CAS-82MW3-5K4	100 lbs	4,386.80
10K	Mount	CAS-82MW3-10M	24 lbs	1,096.70
	Kit-3	CAS-82MW3-10K3	77 lbs	3,290.10
	Kit-4	CAS-82MW3-10K4	100 lbs	4,386.80

Mounts/LC

# CAS-16M Series



## Tank Mount

The CAS-16M is designed for use in medium to heavy capacity tanks, hoppers, and bin scales. Perfect for mechanical conversions and new installations. This low profile mount with its bolt in place design simplifies the conversion of any tank or hopper into a scale. The self checking design eliminates the need for external hardware.

- 1,000 to 75,000 lbs
- Center Pivoted Loading
- Self Checking Movement
- Easy Installation • Shock Load Protection
- Thermal Expansion and Contraction
- Safe Overload: 150%, Safe Side Overload: 150%
- Country of Origin: China

### Applications

Powder & Bulk Processing, Mixing, Blending & Batching, Food & Beverage Handling, Level & Inventory Control, Hostile Environment

### Configurations

- Alloy Steel Load Cell with Mild Steel Mount
- Stainless Steel Welded Load Cell with Mild Steel Mount
- Stainless Steel Welded Load Cell with Stainless Steel Mount

### Load Cells

CAS-16L, CAS-16LV



CAS-16LV Only

### Kits

3 Mount or 4 Mount Kits available. Kits will include the CAS SS34AS NEMA 4X Stainless Steel Junction Box with 4 cell signal trim summing card and 25' of cable.

### CAS-16M: Alloy Steel Load Cell w/Mild Steel Mount

Capacity per module	Mount	Item #	Ship Weight	List Price
1K	Mount	CAS-16M-1M	25 lbs	727.91
	Kit-3	CAS-16M-1K3	79 lbs	2,183.73
	Kit-4	CAS-16M-1K4	101 lbs	2,911.64
1.5K	Mount	CAS-16M-1AM	25 lbs	727.91
	Kit-3	CAS-16M-1AK3	79 lbs	2,183.73
	Kit-4	CAS-16M-1AK4	101 lbs	2,911.64

### CAS-16M: Alloy Steel Load Cell w/Mild Steel Mount

Capacity per module	Mount	Item #	Ship Weight	List Price
2K	Mount	CAS-16M-2M	25 lbs	727.91
	Kit-3	CAS-16M-2K3	79 lbs	2,183.73
	Kit-4	CAS-16M-2K4	101 lbs	2,911.64
2.5K	Mount	CAS-16M-2AM	25 lbs	727.91
	Kit-3	CAS-16M-2AK3	79 lbs	2,183.73
	Kit-4	CAS-16M-2AK4	101 lbs	2,911.64
3K	Mount	CAS-16M-3M	25 lbs	727.91
	Kit-3	CAS-16M-3K3	79 lbs	2,183.73
	Kit-4	CAS-16M-3K4	101 lbs	2,911.64
5K	Mount	CAS-16M-5M	25 lbs	727.91
	Kit-3	CAS-16M-5K3	79 lbs	2,183.73
	Kit-4	CAS-16M-5K4	101 lbs	2,911.64
10K	Mount	CAS-16M-10M	67 lbs	976.45
	Kit-3	CAS-16M-10K3	205 lbs	2,929.35
	Kit-4	CAS-16M-10K4	269 lbs	3,905.80
15K	Mount	CAS-16M-15M	67 lbs	976.45
	Kit-3	CAS-16M-15K3	205 lbs	2,929.35
	Kit-4	CAS-16M-15K4	269 lbs	3,905.80
20K	Mount	CAS-16M-20M	67 lbs	976.45
	Kit-3	CAS-16M-20K3	205 lbs	2,929.35
	Kit-4	CAS-16M-20K4	269 lbs	3,905.80
25K	Mount	CAS-16M-25M	67 lbs	976.45
	Kit-3	CAS-16M-25K3	205 lbs	2,929.35
	Kit-4	CAS-16M-25K4	269 lbs	3,905.80
35K	Mount	CAS-16M-35M	72 lbs	976.45
	Kit-3	CAS-16M-35K3	216 lbs	2,929.35
	Kit-4	CAS-16M-35K4	285 lbs	3,905.80
50K	Mount	CAS-16M-50M	183 lbs	2,112.21
	Kit-3	CAS-16M-50K3	550 lbs	6,336.63
	Kit-4	CAS-16M-50K4	730 lbs	8,448.84
75K	Mount	CAS-16M-75M	183 lbs	2,112.21
	Kit-3	CAS-16M-75K3	550 lbs	6,336.63
	Kit-4	CAS-16M-75K4	730 lbs	8,448.84
100K	Mount	CAS-16M-100M	316 lbs	3,568.95
	Kit-3	CAS-16M-100K3	950 lbs	10,706.86
	Kit-4	CAS-16M-100K4	1265 lbs	14,275.80
125K	Mount	CAS-16M-125M	316 lbs	3,568.95
	Kit-3	CAS-16M-125K3	950 lbs	10,706.86
	Kit-4	CAS-16M-125K4	1265 lbs	14,275.80

Mounts/LC

## CAS-16MW: Stainless Steel Welded Load Cell w/Mild Steel Mount

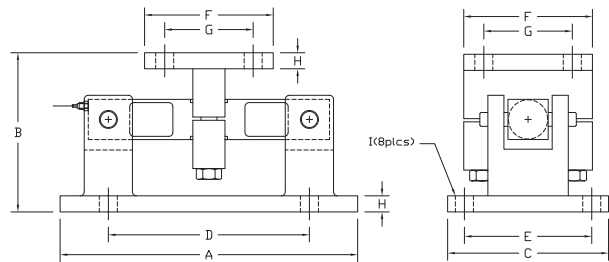
Capacity per module	Mount	Item #	Ship Weight	List Price
1K	Mount	CAS-16MW-1M	25 lbs	813.91
	Kit-3	CAS-16MW-1K3	79 lbs	2,441.73
	Kit-4	CAS-16MW-1K4	101 lbs	3,255.64
1.5K	Mount	CAS-16MW-1AM	25 lbs	813.91
	Kit-3	CAS-16MW-1AK3	79 lbs	2,441.73
	Kit-4	CAS-16MW-1AK4	101 lbs	3,255.64
2K	Mount	CAS-16MW-2M	25 lbs	813.91
	Kit-3	CAS-16MW-2K3	79 lbs	2,441.73
	Kit-4	CAS-16MW-2K4	101 lbs	3,255.64
2.5K	Mount	CAS-16MW-2AM	25 lbs	813.91
	Kit-3	CAS-16MW-2AK3	79 lbs	2,441.73
	Kit-4	CAS-16MW-2AK4	101 lbs	3,255.64
3K	Mount	CAS-16MW-3M	25 lbs	813.91
	Kit-3	CAS-16MW-3K3	79 lbs	2,441.73
	Kit-4	CAS-16MW-3K4	101 lbs	3,255.64
5K	Mount	CAS-16MW-5M	25 lbs	813.91
	Kit-3	CAS-16MW-5K3	79 lbs	2,441.73
	Kit-4	CAS-16MW-5K4	101 lbs	3,255.64
10K	Mount	CAS-16MW-10M	67 lbs	1,076.70
	Kit-3	CAS-16MW-10K3	205 lbs	3,230.10
	Kit-4	CAS-16MW-10K4	269 lbs	4,306.80
15K	Mount	CAS-16MW-15M	67 lbs	1,076.70
	Kit-3	CAS-16MW-15K3	205 lbs	3,230.10
	Kit-4	CAS-16MW-15K4	269 lbs	4,306.80
20K	Mount	CAS-16MW-20M	67 lbs	1,076.70
	Kit-3	CAS-16MW-20K3	205 lbs	3,230.10
	Kit-4	CAS-16MW-20K4	269 lbs	4,306.80
25K	Mount	CAS-16MW-25M	67 lbs	1,076.70
	Kit-3	CAS-16MW-25K3	205 lbs	3,230.10
	Kit-4	CAS-16MW-25K4	269 lbs	4,306.80
35K	Mount	CAS-16MW-35M	72 lbs	1,076.70
	Kit-3	CAS-16MW-35K3	216 lbs	3,230.10
	Kit-4	CAS-16MW-35K4	285 lbs	4,306.80
50K	Mount	CAS-16MW-50M	183 lbs	2,632.44
	Kit-3	CAS-16MW-50K3	550 lbs	7,897.32
	Kit-4	CAS-16MW-50K4	730 lbs	10,529.76
75K	Mount	CAS-16MW-75M	183 lbs	2,632.44
	Kit-3	CAS-16MW-75K3	550 lbs	7,897.32
	Kit-4	CAS-16MW-75K4	730 lbs	10,529.76

## CAS-16MS: Stainless Steel Welded Load Cell w/Stainless Steel Mount

Capacity per module	Mount	Item #	Ship Weight	List Price
1K	Mount	CAS-16MS-1M	25 lbs	1,268.50
	Kit-3	CAS-16MS-1K3	79 lbs	3,805.50
	Kit-4	CAS-16MS-1K4	101 lbs	5,074.00
1.5K	Mount	CAS-16MS-1AM	25 lbs	1,268.50
	Kit-3	CAS-16MS-1AK3	79 lbs	3,805.50
	Kit-4	CAS-16MS-1AK4	101 lbs	5,074.00
2K	Mount	CAS-16MS-2M	25 lbs	1,268.50
	Kit-3	CAS-16MS-2K3	79 lbs	3,805.50
	Kit-4	CAS-16MS-2K4	101 lbs	5,074.00
2.5K	Mount	CAS-16MS-2AM	25 lbs	1,268.50
	Kit-3	CAS-16MS-2AK3	79 lbs	3,805.50
	Kit-4	CAS-16MS-2AK4	101 lbs	5,074.00
3K	Mount	CAS-16MS-3M	25 lbs	1,268.50
	Kit-3	CAS-16MS-3K3	79 lbs	3,805.50
	Kit-4	CAS-16MS-3K4	101 lbs	5,074.00
5K	Mount	CAS-16MS-5M	25 lbs	1,268.50
	Kit-3	CAS-16MS-5K3	79 lbs	3,805.50
	Kit-4	CAS-16MS-5K4	101 lbs	5,074.00
10K	Mount	CAS-16MS-10M	67 lbs	2,022.64
	Kit-3	CAS-16MS-10K3	205 lbs	6,067.92
	Kit-4	CAS-16MS-10K4	269 lbs	8,090.56
15K	Mount	CAS-16MS-15M	67 lbs	2,022.64
	Kit-3	CAS-16MS-15K3	205 lbs	6,067.92
	Kit-4	CAS-16MS-15K4	269 lbs	8,090.56
20K	Mount	CAS-16MS-20M	67 lbs	2,022.64
	Kit-3	CAS-16MS-20K3	205 lbs	6,067.92
	Kit-4	CAS-16MS-20K4	269 lbs	8,090.56
25K	Mount	CAS-16MS-25M	67 lbs	2,022.64
	Kit-3	CAS-16MS-25K3	205 lbs	6,067.92
	Kit-4	CAS-16MS-25K4	269 lbs	8,090.56
35K	Mount	CAS-16MS-35M	72 lbs	2,022.64
	Kit-3	CAS-16MS-35K3	216 lbs	6,067.92
	Kit-4	CAS-16MS-35K4	285 lbs	8,090.56
50K	Mount	CAS-16MS-50M	183 lbs	4,536.45
	Kit-3	CAS-16MS-50K3	550 lbs	13,609.35
	Kit-4	CAS-16MS-50K4	730 lbs	18,145.80
75K	Mount	CAS-16MS-75M	183 lbs	4,536.45
	Kit-3	CAS-16MS-75K3	550 lbs	13,609.35
	Kit-4	CAS-16MS-75K4	730 lbs	18,145.80

## DIMENSIONS

Rated Capacity	Dimensions								
	A	B	C	D	E	F	G	H	I
1K - 5K	9.25	5.00	5.00	6.25	3.75	4.00	2.75	0.50	0.56
10K - 25K, 35K	12.00	7.90	8.00	7.50	6.00	8.00	6.00	0.75	0.81
50K, 75K	16.25	9.30	12.00	11.50	9.50	9.00	6.50	1.00	0.81
100K - 125K	23.50	11.75	14.00	20.00	12.00	10.00	8.00	1.12	1.12



See literature for mount and load cell placement



# CAS-03M Series



## Tank Mount

The CAS-03M is designed for use in medium to high capacity weighing systems, including but not limited to tanks, hoppers, vehicle, and rail track scales. The double ended shear beam, low profile design is ideal for mechanical conversions and new installations. The self checking feature eliminates the need for external hardware. Easy load cell installation and replacement.

- 5,000 lbs to 200,000 lbs
- Center Pivoted Loading
- Self-check Movement
- Easy Installation
- Shock Load Protection
- Thermal Expansion and Contraction
- Lift-off Protection
- Safe Overload 150%, Safe Side Overload 150%
- Country of Origin: China

## Applications

Powder & Bulk Processing, Food & Beverage Handling, Mixing, Blending, & Batching, Hostile Environment, Level & Inventory Control

## Configurations

- Alloy Steel Load Cell with Mild Steel Mount
- Stainless Steel Welded Load Cell with Mild Steel Mount
- Stainless Steel Welded Load Cell with Stainless Steel Mount

## Load Cells

CAS-5103L, CAS-5103LW



CAS-5103LW Only

## Kits

3 Mount or 4 Mount Kits available. Kits will include the CAS SS34AS NEMA 4X Stainless Steel Junction Box with 4 cell signal trim summing card and 25' of cable.

CAS-03M: Alloy Steel Load Cell w/Mild Steel Mount

Capacity per module	Mount	Item #	Ship Weight	List Price
5K	Mount	CAS-03M-5M	38 lbs	1,040.27
	Kit-3	CAS-03M-5K3	118 lbs	3,120.81
	Kit-4	CAS-03M-5K4	153 lbs	4,161.08
10K	Mount	CAS-03M-10M	38 lbs	1,040.27
	Kit-3	CAS-03M-10K3	118 lbs	3,120.81
	Kit-4	CAS-03M-10K4	153 lbs	4,161.08
20K	Mount	CAS-03M-20M	38 lbs	1,040.27
	Kit-3	CAS-03M-20K3	118 lbs	3,120.81
	Kit-4	CAS-03M-20K4	153 lbs	4,161.08
30K	Mount	CAS-03M-30M	99 lbs	1,692.95
	Kit-3	CAS-03M-30K3	303 lbs	5,078.85
	Kit-4	CAS-03M-30K4	400 lbs	6,771.80
40K	Mount	CAS-03M-40M	99 lbs	1,692.95
	Kit-3	CAS-03M-40K3	303 lbs	5,078.85
	Kit-4	CAS-03M-40K4	400 lbs	6,771.80
50K	Mount	CAS-03M-50M	99 lbs	1,692.95
	Kit-3	CAS-03M-50K3	303 lbs	5,078.85
	Kit-4	CAS-03M-50K4	400 lbs	6,771.80
60K	Mount	CAS-03M-60M	99 lbs	1,692.95
	Kit-3	CAS-03M-60K3	303 lbs	5,078.85
	Kit-4	CAS-03M-60K4	400 lbs	6,771.80
100K	Mount	CAS-03M-100M	199 lbs	2,692.81
	Kit-3	CAS-03M-100K3	602 lbs	8,078.43
	Kit-4	CAS-03M-100K4	801 lbs	10,771.24
150K	Mount	CAS-03M-150M	180 lbs	2,692.81
	Kit-3	CAS-03M-150K3	538 lbs	8,078.43
	Kit-4	CAS-03M-150K4	720 lbs	10,771.24
200K	Mount	CAS-03M-200M	199 lbs	5,913.32
	Kit-3	CAS-03M-200K3	602 lbs	17,739.96
	Kit-4	CAS-03M-200K4	801 lbs	23,653.28
250K	Mount	CAS-03M-250M	180 lbs	5,913.32
	Kit-3	CAS-03M-250K3	538 lbs	17,739.96
	Kit-4	CAS-03M-250K4	720 lbs	23,653.28

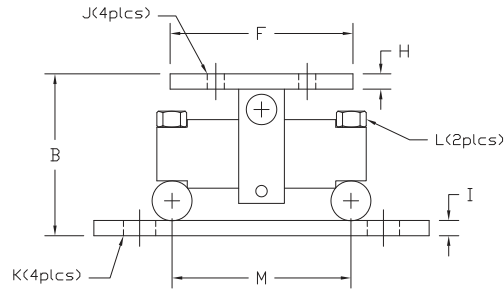
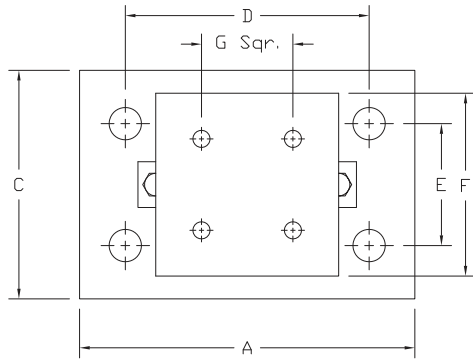
Mounts/LC

## CAS-03MW: Stainless Steel Welded Load Cell w/Mild Steel Mount

Capacity per module	Mount	Item #	Ship Weight	List Price
10K	Mount	CAS-03MW-10M	38 lbs	1,277.77
	Kit-3	CAS-03MW-10K3	118 lbs	3,833.31
	Kit-4	CAS-03MW-10K4	153 lbs	5,111.08
20K	Mount	CAS-03MW-20M	38 lbs	1,277.77
	Kit-3	CAS-03MW-20K3	118 lbs	3,833.31
	Kit-4	CAS-03MW-20K4	153 lbs	5,111.08
30K	Mount	CAS-03MW-30M	99 lbs	1,942.12
	Kit-3	CAS-03MW-30K3	303 lbs	5,826.36
	Kit-4	CAS-03MW-30K4	400 lbs	7,768.48
40K	Mount	CAS-03MW-40M	99 lbs	1,942.12
	Kit-3	CAS-03MW-40K3	303 lbs	5,826.36
	Kit-4	CAS-03MW-40K4	400 lbs	7,768.48
50K	Mount	CAS-03MW-50M	99 lbs	1,942.12
	Kit-3	CAS-03MW-50K3	303 lbs	5,826.36
	Kit-4	CAS-03MW-50K4	400 lbs	7,768.48
60K	Mount	CAS-03MW-60M	99 lbs	1,942.12
	Kit-3	CAS-03MW-60K3	303 lbs	5,826.36
	Kit-4	CAS-03MW-60K4	400 lbs	7,768.48

## CAS-03MS: Stainless Steel Welded Load Cell w/Stainless Steel Mount

Capacity per module	Mount	Item #	Ship Weight	List Price
10K	Mount	CAS-03MS-10M	38 lbs	1,768.93
	Kit-3	CAS-03MS-10K3	118 lbs	5,306.79
	Kit-4	CAS-03MS-10K4	153 lbs	7,075.72
20K	Mount	CAS-03MS-20M	38 lbs	1,768.93
	Kit-3	CAS-03MS-20K3	118 lbs	5,306.79
	Kit-4	CAS-03MS-20K4	153 lbs	7,075.72
30K	Mount	CAS-03MS-30M	99 lbs	3,488.37
	Kit-3	CAS-03MS-30K3	303 lbs	10,465.11
	Kit-4	CAS-03MS-30K4	400 lbs	13,953.48
40K	Mount	CAS-03MS-40M	99 lbs	3,488.37
	Kit-3	CAS-03MS-40K3	303 lbs	10,465.11
	Kit-4	CAS-03MS-40K4	400 lbs	13,953.48
50K	Mount	CAS-03MS-50M	99 lbs	3,488.37
	Kit-3	CAS-03MS-50K3	303 lbs	10,465.11
	Kit-4	CAS-03MS-50K4	400 lbs	13,953.48
60K	Mount	CAS-03MS-60M	99 lbs	3,488.37
	Kit-3	CAS-03MS-60K3	303 lbs	10,465.11
	Kit-4	CAS-03MS-60K4	400 lbs	13,953.48



See literature for mount and load cell placement

## DIMENSIONS

Rated Capacity	Dimensions												
	A	B	C	D	E	F	G	H	I	J	K	L	M
5K - 20K	11.00	5.31	7.50	8.00	4.00	6.00	3.00	0.50	0.75	0.56	1.06	5/8 - 18UNF	6.87
30K - 60K	15.00	8.43	10.00	11.50	6.00	8.00	5.12	0.75	1.00	0.68	1.19	1 - 14UNF	8.50
100K	18.00	10.37	12.00	14.00	9.00	10.00	7.50	1.25	1.25	0.81	1.38	1 - 14UNF	9.50
150K	18.00	10.37	12.00	14.00	9.00	10.00	7.50	1.25	1.25	0.81	1.38	1 - 14UNF	9.50
200K - 250K	26.00	16.75	12.00	20.00	6.00	12.00	9.00	2.00	2.00	1.06	1.88	1 1/2 - 12UNF	13.00

Mounts/LC

# CAS-412M Series



## Tank Mount

The CAS-412M is a low profile stainless steel canister assembly with integral mounting plates. Designed for use with tanks, bin & hopper weighing, silo, batching & blending.

- Hermetically Sealed
- Self Checking
- Self Checking Capability
- Country of Origin: China

### Configurations

- Stainless Steel Load Cell with Stainless Steel Mount

### Load Cells

CAS-412

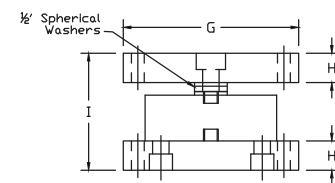
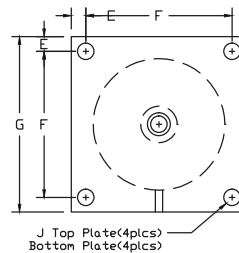
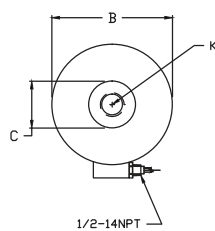
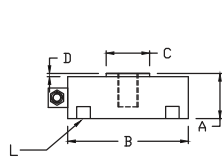


### Kits

3 Mount or 4 Mount Kits available. Kits will include the CAS SS34AS NEMA 4X Stainless Steel Junction Box with 4 cell signal trim summing card and 25' of cable.

CAS-412M: Stainless Steel Load Cell w/Stainless Steel Mount

Capacity per module	Mount	Item #	Ship Weight	List Price
10K	Mount	CAS-412M-10M	30 lbs	1,576.58
	Kit-3	CAS-412M-10K3	94 lbs	4,729.74
	Kit-4	CAS-412M-10K4	124 lbs	6,306.32
15K	Mount	CAS-412M-15M	30 lbs	1,576.58
	Kit-3	CAS-412M-15K3	94 lbs	4,729.74
	Kit-4	CAS-412M-15K4	124 lbs	6,306.32
20K	Mount	CAS-412M-20M	30 lbs	1,576.58
	Kit-3	CAS-412M-20K3	94 lbs	4,729.74
	Kit-4	CAS-412M-20K4	124 lbs	6,306.32
25K	Mount	CAS-412M-25M	30 lbs	1,576.58
	Kit-3	CAS-412M-25K3	94 lbs	4,729.74
	Kit-4	CAS-412M-25K4	124 lbs	6,306.32
30K	Mount	CAS-412M-30M	75 lbs	1,576.58
	Kit-3	CAS-412M-30K3	230 lbs	4,729.74
	Kit-4	CAS-412M-30K4	305 lbs	6,306.32
50K	Mount	CAS-412M-50M	75 lbs	1,576.58
	Kit-3	CAS-412M-50K3	230 lbs	4,729.74
	Kit-4	CAS-412M-50K4	305 lbs	6,306.32



See literature for mount and load cell placement

## DIMENSIONS

Rated Capacity		Dimensions										
		A	B	C	D	E	F	G	H	I	J	K
Mount & Load Cell	10K - 25K	-	-	-	-	0.50	5.00	6.00	1.00	4.00	0.56	-
	30K - 50K	-	-	-	-	0.75	6.50	8.00	1.25	5.00	0.69	-
Load Cell Only	10K - 25K	2.18	4.50	1.62	0.50	3/8 - 24UNF x 1.00 deep					-	3/4 - 16UNF x 1.00 deep
	30K - 50K	2.51	4.50	1.62	0.50	3/8 - 24UNF x 1.00 deep					-	3/4 - 16UNF x 1.00 deep

# CAS-6620 Series

## Tank Mount

Capacities ranging from 1,000 lbs to 60,000 lbs

- Stainless steel load cell with complete hermetic seal IP68/69K rated
- Hygienic design utilizes few parts and smooth rounded surfaces for exceptional ease of cleaning
- Low profile pancake design
- Integrated lift off protection
- Country of Origin: Sri Lanka



### Applications

Designed for hygienic food and pharma industrial use. Few parts and smooth surface make this mount ideal for Clean In Place and Sanitize In Place processes.

### Load Cells

CAS-Q50

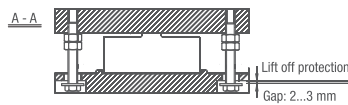
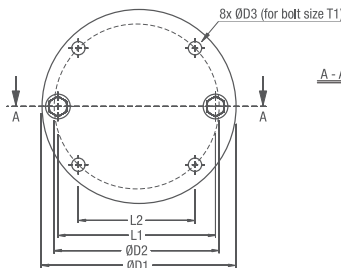


### Configuration

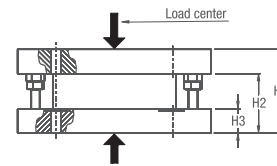
- Stainless Steel Load Cell with Galvanized Steel Mount
- Stainless Steel Load Cell with Stainless Steel Mount

### Kits

3 Mount or 4 Mount Kits available. Kits will include the CAS SS34AS NEMA 4X Stainless Steel Junction Box with 4 cell signal trim summing card and 25' of cable.



- ATTENTION:
- Mounting bolts are not included in delivery.
  - Load carrier and foundation plate to be horizontal:
    - within 0.8/100 for general applications
  - External bumper stops are required. Gap approx. 2...3 mm



## DIMENSIONS

Capacity	Dimensions									Max lift off force (t)
	D1	D2	D3	H1	H2	H3	L1	L2	T1	
1K to 10K	6.3	5.1	0.5	3.1	2.4	1.0	5.1	3.6	M12	2.5
20K	7.4	5.8	0.7	4.0	2.8	1.3	5.7	4.1	M16	4.5
40K, 60K	9.1	7.3	0.7	4.9	3.6	1.4	7.3	5.2	M16	4.5

CAS-6620: Stainless Steel Load Cell w/Galvanized Steel Mount

Capacity per module	Mount	Item #	Ship Weight	List Price
1K	Mount	CAS-6620-1M		725.00
	Kit-3	CAS-6620-1K3		2,610.00
	Kit-4	CAS-6620-1K4		3,395.00
2K	Mount	CAS-6620-2M		725.00
	Kit-3	CAS-6620-2K3		2,610.00
	Kit-4	CAS-6620-2K4		3,395.00
4K	Mount	CAS-6620-4M		725.00
	Kit-3	CAS-6620-4K3		2,610.00
	Kit-4	CAS-6620-4K4		3,395.00
10K	Mount	CAS-6620-5M		725.00
	Kit-3	CAS-6620-5K3		2,610.00
	Kit-4	CAS-6620-5K4		3,395.00
20K	Mount	CAS-6620-20M		895.00
	Kit-3	CAS-6620-20K3		3,160.00
	Kit-4	CAS-6620-20K4		4,125.00
40K	Mount	CAS-6620-40M		1,275.00
	Kit-3	CAS-6620-40K3		4,395.00
	Kit-4	CAS-6620-40K4		5,799.00
60K	Mount	CAS-6620-60M		1,275.00
	Kit-3	CAS-6620-60K3		4,395.00
	Kit-4	CAS-6620-60K4		5,799.00

CAS-6620: Stainless Steel Load Cell w/Stainless Steel Mount

Capacity per module	Mount	Item #	Ship Weight	List Price
1K	Mount	CAS-6620-1M		859.00
	Kit-3	CAS-6620-1K3		3,075.00
	Kit-4	CAS-6620-1K4		3,995.00
2K	Mount	CAS-6620-2M		859.00
	Kit-3	CAS-6620-2K3		3,075.00
	Kit-4	CAS-6620-2K4		3,995.00
4K	Mount	CAS-6620-4M		859.00
	Kit-3	CAS-6620-4K3		3,075.00
	Kit-4	CAS-6620-4K4		3,995.00
10K	Mount	CAS-6620-5M		859.00
	Kit-3	CAS-6620-5K3		3,075.00
	Kit-4	CAS-6620-5K4		3,995.00
20K	Mount	CAS-6620-20M		1,159.00
	Kit-3	CAS-6620-20K3		4,050.00
	Kit-4	CAS-6620-20K4		5,295.00
40K	Mount	CAS-6620-40M		1,695.00
	Kit-3	CAS-6620-40K3		5,795.00
	Kit-4	CAS-6620-40K4		7,595.00
60K	Mount	CAS-6620-60M		1,695.00
	Kit-3	CAS-6620-60K3		5,795.00
	Kit-4	CAS-6620-60K4		7,595.00

# CAS-TWM Series

## Tank Mount

Tank weighing assembly is designed for use with tanks, hoppers, vessels, etc..

- Easy Installation
- Teflon Load Cell Cable
- Country of Origin: China



### Configurations

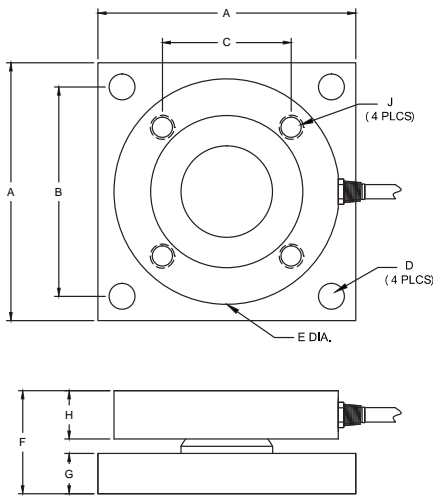
- Stainless Steel Load Cell with Stainless Steel Mount

### Load Cells



### Kits

3 Mount or 4 Mount Kits available. Kits will include the CAS SS34AS NEMA 4X Stainless Steel Junction Box with 4 cell signal trim summing card and 25' of cable.



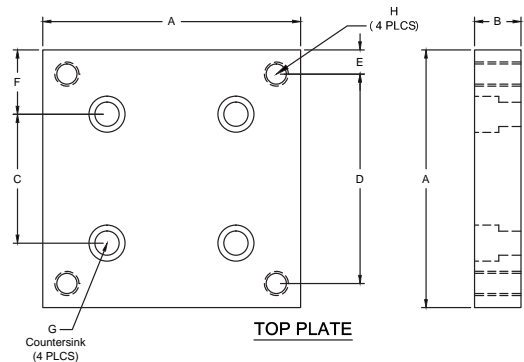
CAS-TWM: Stainless Steel Load Cell w/Stainless Steel Mount

Capacity per module	Mount	Item #	Ship Weight	List Price
1K	Mount	CAS-TWM-1M		735.00
	Kit-3	CAS-TWM-1K3		2,460.00
	Kit-4	CAS-TWM-1K4		3,195.00
2.5K	Mount	CAS-TWM-2AM		735.00
	Kit-3	CAS-TWM-2AK3		2,460.00
	Kit-4	CAS-TWM-2AK4		3,195.00
5K	Mount	CAS-TWM-5M		735.00
	Kit-3	CAS-TWM-5K3		2,460.00
	Kit-4	CAS-TWM-5K4		3,195.00
10K	Mount	CAS-TWM-10M		735.00
	Kit-3	CAS-TWM-10K3		2,460.00
	Kit-4	CAS-TWM-10K4		3,195.00
15K	Mount	CAS-TWM-15M		735.00
	Kit-3	CAS-TWM-15K3		2,460.00
	Kit-4	CAS-TWM-15K4		3,195.00
20K	Mount	CAS-TWM-20M		1,365.00
	Kit-3	CAS-TWM-20K3		4,350.00
	Kit-4	CAS-TWM-20K4		5,715.00
50K	Mount	CAS-TWM-50M		1,365.00
	Kit-3	CAS-TWM-50K3		4,350.00
	Kit-4	CAS-TWM-50K4		5,715.00
<b>TOP PLATES</b>				
C686	Top Plate 1K-15K			148.84
C686	Top Plate 20K-50K			336.26

## DIMENSIONS

Rated Capacity	Dimensions								
	A	B	C	D	E	F	G	H	J
1K-10K	4.00	3.25	2.00	0.40	3.50	1.35	0.38	0.75	3/8-16 UNC
15K	4.00	3.25	2.00	0.40	3.50	1.60	0.63	0.75	3/8-16 UNC
20K-50K	7.00	5.50	3.75	0.63	6.00	2.48	0.75	1.30	1/2-13 UNC

Model & Rated Cap	Dimensions							
	A	B	C	D	E	F	G	H
#C686/1K-15K	4.00	0.72	2.00	3.25	0.38	1.00	3/8 Bolt	3/8-16 UNC
#C687/20K-50K	7.00	0.97	3.75	5.50	0.75	1.62	1/2 Bolt	5/8-11 UNC



Mounts/LC

For up to date pricing & inventory,  
please visit [www.cas-usa.com](http://www.cas-usa.com)

# CAS-SP9M Series



## Tank Mount

The CAS-SP9M tank mount assembly uses a hermetically sealed canister load cell with two attached mounting plates. The lower plate is rigidly mounted to the load cell. The top plate allows horizontal expansion but does not separate from the load cell.

- All Stainless Steel Construction
- Hermetically Sealed
- Country of Origin: China

### Configuration

- Stainless Steel Mount with 5 Inch Plate
- Stainless Steel Mount with 8 Inch Plate

### Load Cells

CAS-SP9



### Kits

3 Mount or 4 Mount Kits available. Kits will include the CAS SS34AS NEMA 4X Stainless Steel Junction Box with 4 cell signal trim summing card and 25' of cable.

### CAS-SP9M: 5 Inch Plates

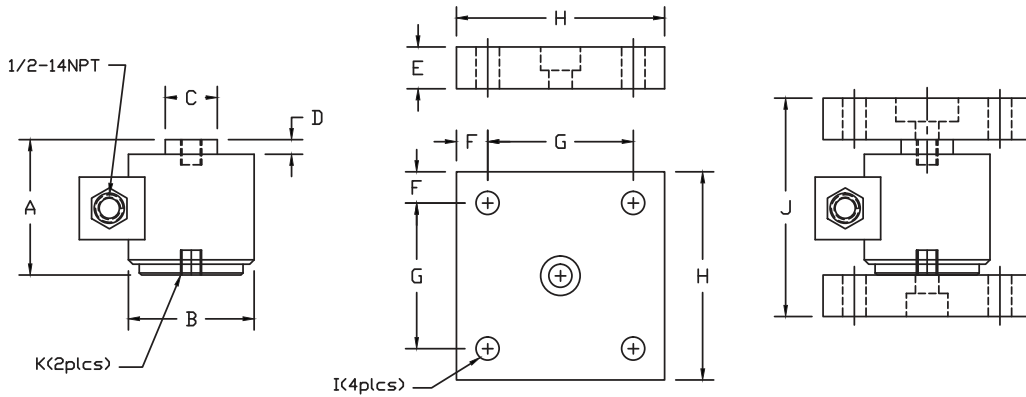
Capacity per module	Mount	Item #	Ship Weight	List Price
1K	Mount	CAS-SP9M5-1M	22 lbs	1,463.97
	Kit-3	CAS-SP9M5-1K3	70 lbs	4,391.91
	Kit-4	CAS-SP9M5-1K4	92 lbs	5,855.88
2K	Mount	CAS-SP9M5-2M	22 lbs	1,463.97
	Kit-3	CAS-SP9M5-2K3	70 lbs	4,391.91
	Kit-4	CAS-SP9M5-2K4	92 lbs	5,855.88
5K	Mount	CAS-SP9M5-5M	22 lbs	1,463.97
	Kit-3	CAS-SP9M5-5K3	70 lbs	4,391.91
	Kit-4	CAS-SP9M5-5K4	92 lbs	5,855.88
10K	Mount	CAS-SP9M5-10M	22 lbs	1,463.97
	Kit-3	CAS-SP9M5-10K3	70 lbs	4,391.91
	Kit-4	CAS-SP9M5-10K4	92 lbs	5,855.88
20K	Mount	CAS-SP9M5-20M	22 lbs	1,463.97
	Kit-3	CAS-SP9M5-20K3	70 lbs	4,391.91
	Kit-4	CAS-SP9M5-20K4	92 lbs	5,855.88
25K	Mount	CAS-SP9M5-25M	22 lbs	1,463.97
	Kit-3	CAS-SP9M5-25K3	70 lbs	4,391.91
	Kit-4	CAS-SP9M5-25K4	92 lbs	5,855.88
50K	Mount	CAS-SP9M5-50M	22 lbs	1,463.97
	Kit-3	CAS-SP9M5-50K3	70 lbs	4,391.91
	Kit-4	CAS-SP9M5-50K4	92 lbs	5,855.88
100K	Mount	CAS-SP9M5-100M	28 lbs	1,579.47
	Kit-3	CAS-SP9M5-100K3	88 lbs	4,738.41
	Kit-4	CAS-SP9M5-100K4	116 lbs	6,317.88



CAS-SP9M: 8 Inch Plates

Capacity per module	Mount	Item #	Ship Weight	List Price
1K	Mount	CAS-SP9M8-1M	44 lbs	1,645.88
	Kit-3	CAS-SP9M8-1K3	134 lbs	4,937.64
	Kit-4	CAS-SP9M8-1K4	178 lbs	6,583.52
2K	Mount	CAS-SP9M8-2M	44 lbs	1,645.88
	Kit-3	CAS-SP9M8-2K3	134 lbs	4,937.64
	Kit-4	CAS-SP9M8-2K4	178 lbs	6,583.52
5K	Mount	CAS-SP9M8-5M	44 lbs	1,645.88
	Kit-3	CAS-SP9M8-5K3	134 lbs	4,937.64
	Kit-4	CAS-SP9M8-5K4	178 lbs	6,583.52
10K	Mount	CAS-SP9M8-10M	44 lbs	1,645.88
	Kit-3	CAS-SP9M8-10K3	134 lbs	4,937.64
	Kit-4	CAS-SP9M8-10K4	178 lbs	6,583.52
20K	Mount	CAS-SP9M8-20M	44 lbs	1,645.88
	Kit-3	CAS-SP9M8-20K3	134 lbs	4,937.64
	Kit-4	CAS-SP9M8-20K4	178 lbs	6,583.52
25K	Mount	CAS-SP9M8-25M	44 lbs	1,645.88
	Kit-3	CAS-SP9M8-25K3	134 lbs	4,937.64
	Kit-4	CAS-SP9M8-25K4	178 lbs	6,583.52

Capacity per module	Mount	Item #	Ship Weight	List Price
50K	Mount	CAS-SP9M8-50M	44 lbs	1,645.88
	Kit-3	CAS-SP9M8-50K3	134 lbs	4,937.64
	Kit-4	CAS-SP9M8-50K4	178 lbs	6,583.52
100K	Mount	CAS-SP9M8-100M	50 lbs	1,761.38
	Kit-3	CAS-SP9M8-100K3	152 lbs	5,284.14
	Kit-4	CAS-SP9M8-100K4	202 lbs	7,045.52
150K	Mount	CAS-SP9M8-150M	68 lbs	2,223.38
	Kit-3	CAS-SP9M8-150K3	206 lbs	6,670.14
	Kit-4	CAS-SP9M8-150K4	274 lbs	8,893.52
200K	Mount	CAS-SP9M8-200M	68 lbs	2,223.38
	Kit-3	CAS-SP9M8-200K3	206 lbs	6,670.14
	Kit-4	CAS-SP9M8-200K4	274 lbs	8,893.52
250K	Mount	CAS-SP9M8-250M	272 lbs	2,223.38
	Kit-3	CAS-SP9M8-250K3	821 lbs	6,670.14
	Kit-4	CAS-SP9M8-250K4	1093 lbs	8,893.52



See literature for mount and load cell placement

DIMENSIONS

Rated Capacity	Dimensions										
	A	B	C	D	E	F	G	H	I	J	K
1K - 50K	3.25	3.00	1.25	0.35	-	-	-	-	-	-	1/2 - 20UNF x .50
100K	5.00	4.00	2.31	0.55	-	-	-	-	-	-	1/2 - 20UNF x .50
150K - 200K	7.25	6.00	3.00	1.10	-	-	-	-	-	-	1/2 - 20UNF x .50
1K - 5K w/5" Plates	-	-	-	-	1.00	0.75	3.50	5.00	0.56	5.25	-
10K - 50K w/8" Plates	-	-	-	-	1.00	1.00	6.00	8.00	0.62	5.25	-
100K w/8" Plates	-	-	-	-	1.00	1.00	6.00	8.00	0.62	7.00	-
150K - 250K w/8" Plates	-	-	-	-	1.00	1.00	6.00	8.00	0.62	9.25	-

Mounts/LC

# CAS-94M Series

## Tank Mount

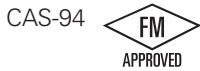
Tank weighing assembly is designed for use with tanks, bins, reactors, and large capacity storage silos.

- Easy Installation
- Self Checking Capability
- Country of Origin: China

### Configurations

- Alloy Steel Load Cell with Mild Steel Mount
- Stainless Steel Load Cell with Mild Steel Mount
- Stainless Steel Load Cell with Stainless Steel Mount

### Load Cells



### Kits

3 Mount or 4 Mount Kits available. Kits will include the CAS SS34AS NEMA 4X Stainless Steel Junction Box with 4 cell signal trim summing card and 25' of cable.



#### CAS-94M: Alloy Steel Load Cell w/Mild Steel Mount

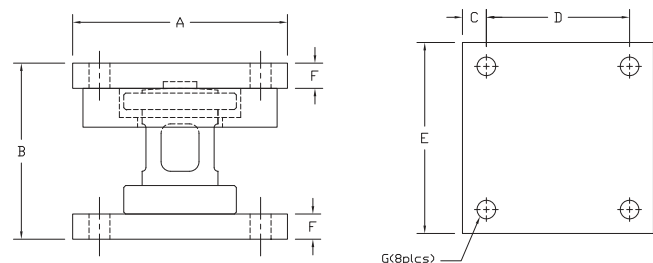
Capacity per module	Mount	Item #	Ship Weight	List Price
50K	Mount	CAS-94M-50M	49 lbs	1,224.88
	Kit-3	CAS-94M-50K3	149 lbs	3,674.64
	Kit-4	CAS-94M-50K4	198 lbs	4,899.52
100K	Mount	CAS-94M-100M	90 lbs	1,527.49
	Kit-3	CAS-94M-100K3	272 lbs	4,582.47
	Kit-4	CAS-94M-100K4	362 lbs	6,109.96
200K	Mount	CAS-94M-200M	168 lbs	2,474.59
	Kit-3	CAS-94M-200K3	509 lbs	7,423.77
	Kit-4	CAS-94M-200K4	677 lbs	9,898.36
300K	Mount	CAS-94M-300M	264 lbs	2,959.69
	Kit-3	CAS-94M-300K3	797 lbs	8,879.07
	Kit-4	CAS-94M-300K4	1064 lbs	11,838.76

#### CAS-94MS: Stainless Steel Load Cell w/Mild Steel Mount

Capacity per module	Mount	Item #	Ship Weight	List Price
50K	Mount	CAS-94MS-50M	49 lbs	1,513.63
	Kit-3	CAS-94MS-50K3	149 lbs	4,540.89
	Kit-4	CAS-94MS-50K4	198 lbs	6,054.52
100K	Mount	CAS-94MS-100M	90 lbs	2,078.74
	Kit-3	CAS-94MS-100K3	272 lbs	6,236.22
	Kit-4	CAS-94MS-100K4	362 lbs	8,314.96
200K	Mount	CAS-94MS-200M	168 lbs	3,183.34
	Kit-3	CAS-94MS-200K3	509 lbs	9,550.02
	Kit-4	CAS-94MS-200K4	677 lbs	12,733.36
300K	Mount	CAS-94MS-300M	264 lbs	3,668.44
	Kit-3	CAS-94MS-300K3	797 lbs	11,005.32
	Kit-4	CAS-94MS-300K4	1064 lbs	14,673.76

## DIMENSIONS

Rated Capacity	Dimensions						
	A	B	C	D	E	F	G
50K	8.00	5.13	1.00	6.00	8.00	0.94	0.78
100K	10.00	7.38	1.25	7.50	10.00	1.19	1.12
200K	12.00	9.50	1.75	8.50	12.00	1.44	1.63
300K	14.00	11.00	2.25	9.50	14.00	1.94	1.63



See literature for mount and load cell placement

Mounts/LC

# CAS-TSA Series



## Truck Scale Mount

Capacities ranging from 10K lbs to 75K lbs

- High performance suspension system
- Center-loaded double ended shear beam
- Rubber pad provided for mounting
- Self checking design
- Country of Origin: China

### Applications

Designed for truck, track, horizontal tank, or general purpose. Light duty livestock to heavy duty vehicle scales

### Configuration

- Alloy Steel Load Cell with Mild Steel Mount

### Load Cells

CAS-58

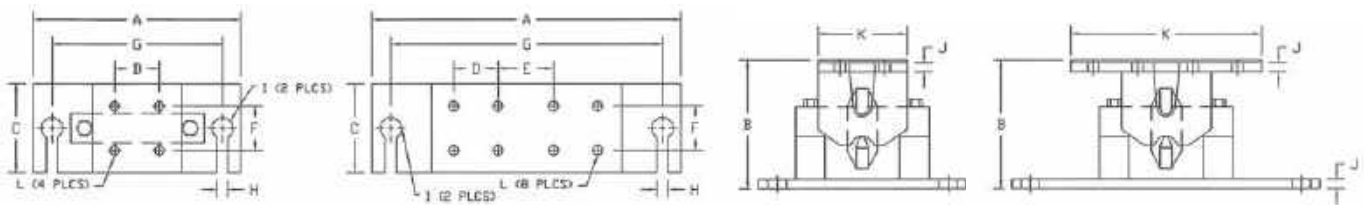


### Kits

3 Mount or 4 Mount Kits available. Kits will include the CAS SS34AS NEMA 4X Stainless Steel Junction Box with 4 cell signal trim summing card and 25' of cable.

CAS-TSA: Alloy Steel Load Cell w/Mild Steel Mount

Capacity per module	Mount	Item #	Ship Weight	List Price
10K	Mount	CAS-TSA-10M	60 lbs	1,499.93
	Kit-3	CAS-TSA-10K3	185 lbs	4,754.79
	Kit-4	CAS-TSA-10K4	245 lbs	6,254.72
20K	Mount	CAS-TSA-20M	60 lbs	1,499.93
	Kit-3	CAS-TSA-20K3	185 lbs	4,754.79
	Kit-4	CAS-TSA-20K4	245 lbs	6,254.72
25K	Mount	CAS-TSA-25M	60 lbs	1,499.93
	Kit-3	CAS-TSA-25K3	185 lbs	4,754.79
	Kit-4	CAS-TSA-25K4	245 lbs	6,254.72
50K	Mount	CAS-TSA-5M	85 lbs	1,922.16
	Kit-3	CAS-TSA-50K3	260 lbs	6,021.48
	Kit-4	CAS-TSA-50K4	345 lbs	7,943.64
60K	Mount	CAS-TSA-60M	85 lbs	1,922.16
	Kit-3	CAS-TSA-60K3	260 lbs	6,021.48
	Kit-4	CAS-TSA-60K4	345 lbs	7,943.64
75K	Mount	CAS-TSA-75M	85 lbs	1,922.16
	Kit-3	CAS-TSA-75K3	260 lbs	6,021.48
	Kit-4	CAS-TSA-75K4	345 lbs	7,943.64



See literature for mount and load cell placement

## DIMENSIONS

Rated Capacity	Dimensions											
	A	B	C	D	E	F	G	H	I	J	K	L
10K, 20K, 25K	14.00	8.75	6.00	3.00	-	3.00	11.00	0.88	1.75	0.62	6.00	5/8-11UNC
50K, 60K, 75K	18.00	11.00	7.00	3.00	4.00	3.50	14.00	1.10	2.00	0.75	12.75	3/4-10UNC

Mounts/LC

# J-Box - Summing Card & Cable

## Junction Box & Summing Card

### Stainless Steel Summing Box


- Includes Junction Box & Signal Trim Summing Card for 4, 6, or 8 cells
- Junction Box - High Polished Stainless Steel
- Signal Trim Range: 100K potentiometer, 25 turn cermet
- Watertight nylon compression fittings  
Accepts .069-0395 wire diameters
- PC Board Sprayed with Transparent Silicone Protective Coating for Moisture Resistance
- Country of Origin: China



▲ 4-Cell J-Box/Summing Card

## Load Cell Cable

- 4 Conductor or 6 Conductor Cable
- Strand/Strand Braided Shield/Strand Hostile/Teflon
- Country of Origin: China



▲ 6-Cell J-Box/Summing Card



▲ 8-Cell J-Box/Summing Card

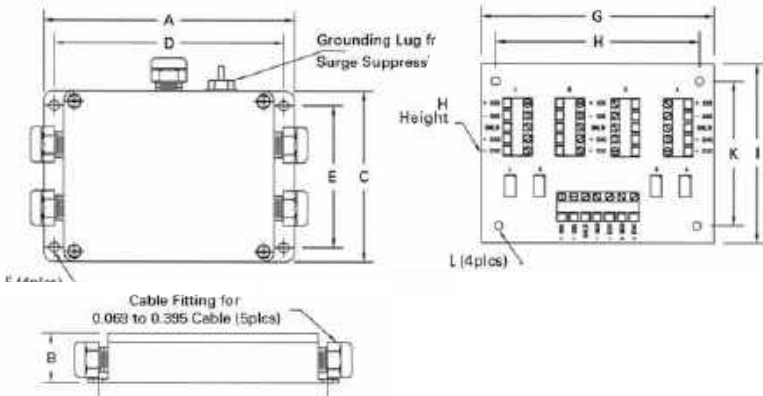
Item #	Model	Ship Weight	List Price
CAS-SS34AS	Stainless Steel Junction Box w/ 4 Cell Signal Trim Summing Card	4 lbs	215.00
CAS-SS65AS	Stainless Steel Junction Box w/ 6 Cell Signal Trim Summing Card	4 lbs	380.00
CAS-SS85AS	Stainless Steel Junction Box w/ 8 Cell Signal Trim Summing Card	4 lbs	425.00
LC-CABLE25	25' Load Cell Cable	7 lbs	40.00
C0422SC	4 Conductor (22awg) 19/34 Strand Cable - Unit Size: 1 ft		
C0622SC	6 Conductor (22awg) 19/34 Strand Cable - Unit Size: 1 ft		
C0422SBS	4 Conductor (22awg) 19/34 Strand Braided Shield Cable - Unit Size: 1 ft		
C0622SBS	6 Conductor (22awg) 19/34 Strand Braided Shield Cable - Unit Size: 1 ft		
C0422HT	4 Conductor (22awg) 19/34 Strand Hostile/Teflon Cable - High Temp up to 550 F - Unit Size: 1 ft		

Mounts/LC

# J-Box & Summing Card

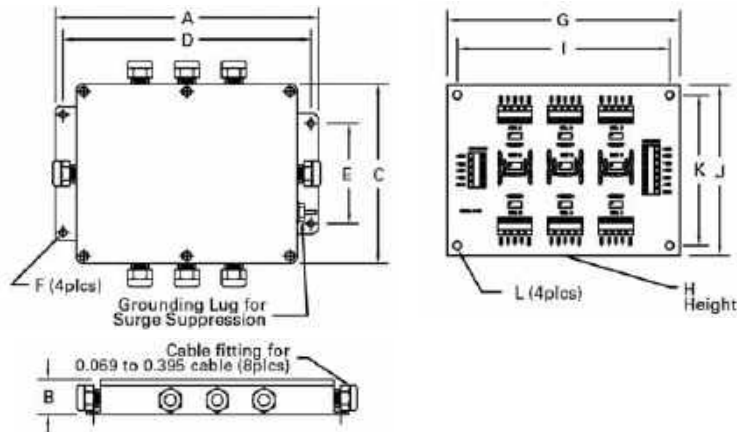
## DIMENSIONS

### 4-Cell J-Box/Summing Card



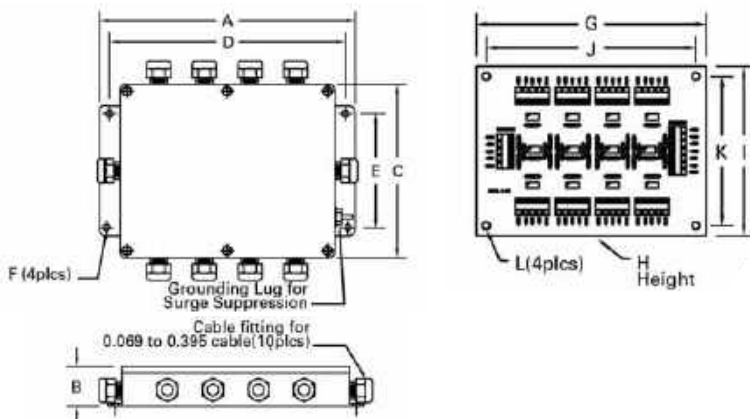
	Dimensions					
	A	B	C	D	E	F
Junction Box	7.00	1.55	4.48	6.50	3.73	0.28
	G	H	I	J	K	L
Summing Card	4.00	0.75	3.10	3.50	2.50	0.14

### 6-Cell J-Box/Summing Card



	Dimensions					
	A	B	C	D	E	F
Junction Box	9.81	1.87	6.50	9.00	4.37	0.25
	G	H	I	J	K	L
Summing Card	6.79	0.75	5.00	6.25	4.30	0.14

### 8-Cell J-Box/Summing Card



	Dimensions					
	A	B	C	D	E	F
Junction Box	9.81	1.87	6.50	9.00	4.37	0.25
	G	H	I	J	K	L
Summing Card	6.79	0.75	5.00	6.25	4.30	0.14

Mounts/LC

For up to date pricing & inventory,  
please visit [www.cas-usa.com](http://www.cas-usa.com)

# CAS-SBA Series



## Load Cell

### TENSION/COMPRESSION

- Available in 50lb up to 20klb versions
- Nickel Plated Tool Steel
- Environmentally Sealed
- Country of Origin: South Korea

### Applications

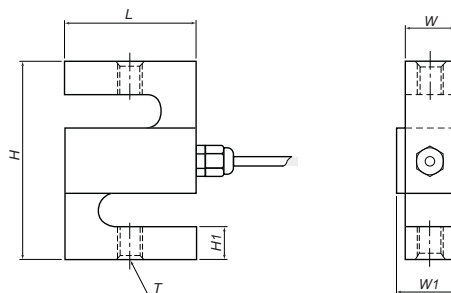
Tank Scales, Hopper Scales, Process Control, Mechanical Scale Conversions

### Approvals



### Interchangeable Products

Artech 20210	Rice Lake RL20000/20001
CAS SB	Revere 363
Celtron STC	Sensortronics 60001



Rated Capacity	Dimensions					
	H	H1	L	T	W	W1
50lb - 200lb	2.50 (63.5)	0.38 (9.75)	2.00 (50.8)	1/4 - 28UNF	0.50 (12.7)	0.60 (15.3)
250lb - 300lb	3.00 (76.2)	0.47 (12)	2.00 (50.8)	3/8 - 24UNF	0.50 (12.7)	0.80 (20)
500lb - 2klb	3.00 (76.2)	0.50 (12.6)	2.00 (50.8)	1/2 - 20UNF	0.75 (19)	1.06 (27)
2.5klb - 3klb	3.00 (76.2)	0.50 (12.6)	2.00 (50.8)	1/2 - 20UNF	1.00 (25.4)	1.30 (33)
5klb	4.25 (108)	0.75 (19)	3.03 (77)	3/4 - 16UNF	1.00 (25.4)	1.30 (33)
7.5klb - 10klb	4.75 (120.65)	0.87 (22)	3.50 (88.9)	3/4 - 16UNF	1.00 (25.4)	1.30 (33)
15klb	6.50 (165.1)	1.18 (30)	4.00 (101.8)	1 - 14UNF	1.25 (31.75)	1.55 (39.35)
20klb	7.00 (177.8)	1.26 (32)	5.00 (127)	1 1/4 - 12UNF	2.00 (50.8)	2.30 (58.4)

Specifications		
Rated Load (R.L)	50lb, 75lb, 100lb, 150lb, 200lb, 250lb, 300lb, 500lb, 750lb, 1klb, 2klb, 2.5klb, 3klb, 5klb, 7.5klb, 10klb, 15klb, 20klb	
Rated Output (R.O.)	3 mV/V +/- 10%	
Accuracy Class	II 5,000S / IIL 10,000S	
Combined Error	< 0.02% R.O.	
Repeatability	< 0.01% R.O.	
Creep (30 minutes) / -10°C - +40°C	< 0.017% R.O.	
Zero Return	< 0.017% R.O.	
Temp. Effect on Zero / 10°C	< 0.014% R.O.	
Temp. Effect on Output / 10°C	< 0.011% R.O.	
Recommended Excitation Voltage	DC 10V	
Maximum Excitation Voltage	DC 15V	
Zero Balance	+/- 1% R.O.	
Input Resistance	400 +/- 25 ohms	
Output Resistance	350 +/- 3.5 ohms	
Insulation Resistance	> 2000 Megohms	
Cable Length	20' / 6m - 4 conductor with shield	
Compensated Temp. Range	-10°C - +40°C	
Safe Operating Temp. Range	-30°C - +80°C	
Safe Overload	150% Rated Capacity	
Protection Class	IP 65	
Cable Color Code	Red	+Excitation
	Black	-Excitation
	Green	+Signal
	White	-Signal
	Clear	Shield

### CAS-SBA: Nickel Plated Tool Steel Load Cell

Item #	Capacity	Ship Weight (lb/kg)	List Price
SBA-50L	50 lb	2 lbs	149.00
SBA-75L	75 lb		
SBA-100L	100 lb		
SBA-150L	150 lb	2 lbs	169.00
SBA-200L	200 lb		
SBA-250L	250 lb		
SBA-300L	300 lb		
SBA-500L	500 lb		
SBA-750L	750 lb	2 lbs	189.00
SBA-1K	1 klb		
SBA-1.5K	1.5 klb	2 lbs	179.00
SBA-2K	2 klb		
SBA-2.5K	2.5 klb	2 lbs	189.00
SBA-3K	3 klb		
SBA-5K	5 klb		
SBA-7.5K	7.5 klb	4 lbs	219.00
SBA-10K	10 klb		
SBA-15K	15 klb	8 lbs	249.00
SBA-20K	20 klb	10 lbs	299.00

NTEP # 96-073A1 - Legal for Trade

Mounts/LC

# CAS-SB Series



## Load Cell

### TENSION AND COMPRESSION

- 25 lb to 40,000 lb Capacities
- Stainless Steel, Stainless Steel Welded and Alloy Steel Construction
- Bi-Direction (tension and compression)
- Country of Origin: China

### Applications

Crane Scales, Hanging Scales, Small Hopper & Tank Weighing Systems, Hybrid Systems, Belt Weighers

### Approvals

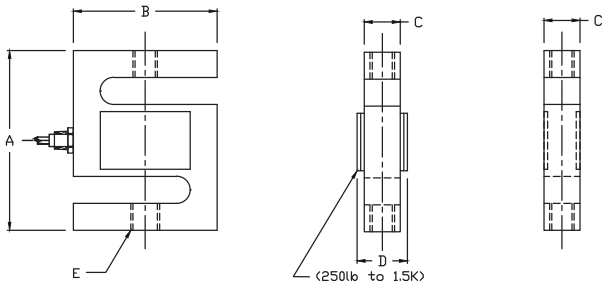


### Weigh Modules

CAS-SBM

### Interchangeable Products

- |                                  |                            |
|----------------------------------|----------------------------|
| Alloy: CAS - SBA                 | SS: Celtron - STC SS       |
| Alloy: Celtron - STC             | SSW: Rice Lake 20001HE     |
| Alloy: Rice Lake - RL20000/20001 | SSW: Sensortronics - 60063 |
| Sensortronics - 60001            | SSW: Celtron STC HSS       |
| SS: Sensortronics - 60050        |                            |



Rated Capacity	Dimensions				
	A	B	C	D	E
25lb - 50lb	2.50	2.00	0.50	1.00	1/4 - 28UNF
100lb - 200lb	2.50	2.00	0.50	0.75	1/4 - 28UNF
250lb - 300lb	3.00	2.00	0.50	0.75	3/8 - 24UNF
500lb - 1.5K	3.00	2.00	0.75	1.00	1/2 - 20UNF
2K - 3K	3.00	2.00	1.00	-	1/2 - 20UNF
5K	4.25	3.00	1.00	-	3/4 - 16UNF
10K	4.75	3.50	1.00	-	3/4 - 16UNF
15K	5.50	4.00	1.25	-	1 - 14UNF
20K	7.00	5.00	2.00	-	1 1/4 - 12UNF
40K	7.50	5.50	2.50	-	1 1/2 - 12UNF

Specifications	CAS-SB	CAS-SBS	CAS-SBW
Rated Output (mV/V)	3.00 +/- 0.1%		2.00 +/- 0.1%
Nonlinearity	+/- 0.03% FS		
Hysteresis	+/- 0.02% FS		
Repeatability	+/- 0.01% FS		
Creep (30 minutes)	+/- 0.02% FS		
Zero Balance	+/- 1.00% FS		
Temp. Effect on Zero	+/- 0.0027% of rated output/°C		
Temp. Effect on Output	+/- 0.0015% of applied output/°C		
Input Impedance	385 +/- 10 ohms		
Output Impedance	350 +/- 3 ohms		
Insulation Resistance	2000 Megohms	5000 Megohms	
Excitation Voltage	10V AC/DC (20V Max)		
Compensated Temp. Range	-10°C - +40°C		
Operating Temp. Range	-20°C - +60°C		
Safe Overload	150% FS		
Cable Length	20' Standard		
Cable Color Code			
	Input	Green +Excitation	
		Black -Excitation	
	Output	White +Signal	
		Red -Signal	
Seal Type	Environmentally-Sealed, IP 67		Welded-Sealed, IP 67

### CAS-SB: Alloy Steel Load Cell

Item #	Capacity	Ship Weight	List Price
CAS-SB-25L*	25 lb	3 lbs	190.58
CAS-SB-50L*	50 lb	3 lbs	
CAS-SB-100L*	100 lb	3 lbs	
CAS-SB-150L*	150 lb	3 lbs	
CAS-SB-200L*	200 lb	3 lbs	
CAS-SB-250L	250 lb	3 lbs	
CAS-SB-300L	300 lb	3 lbs	
CAS-SB-500L	500 lb	4 lbs	
CAS-SB-750L	750 lb	4 lbs	
CAS-SB-1K	1K	4 lbs	
CAS-SB-1AK	1.5K	4 lbs	
CAS-SB-2K	2K	4 lbs	
CAS-SB-2AK	2.5K	4 lbs	
CAS-SB-3K	3K	4 lbs	
CAS-SB-5K	5K	7 lbs	375.38
CAS-SB-10K	10K	7 lbs	
CAS-SB-15K	15K	9 lbs	
CAS-SB-20K	20K	19 lbs	
CAS-SB-40K	40K	26 lbs	1,103.03

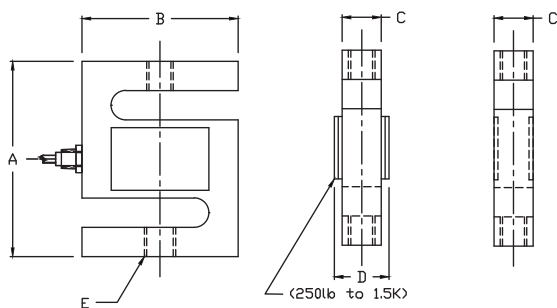
\*Non-NTEP



CAS-SB: Stainless Steel Load Cell

Item #	Capacity	Ship Weight	List Price
CAS-SBS-100L	100 lb	3 lbs	360.00
CAS-SBS-150L	150 lb	3 lbs	
CAS-SBS-200L	200 lb	3 lbs	
CAS-SBS-250L	250 lb	3 lbs	
CAS-SBS-300L	300 lb	3 lbs	
CAS-SBS-500L	500 lb	4 lbs	
CAS-SBS-750L	750 lb	4 lbs	
CAS-SBS-1K	1K	4 lbs	
CAS-SBS-1AK	1.5K	4 lbs	
CAS-SBS-2K	2K	4 lbs	
CAS-SBS-2AK	2.5K	4 lbs	
CAS-SBS-3K	3K	4 lbs	
CAS-SBS-5K	5K	7 lbs	590.00
CAS-SBS-10K	10K	7 lbs	
CAS-SBS-15K *	15K	9 lbs	740.00
CAS-SBS-20K *	20K	19 lbs	1,100.00

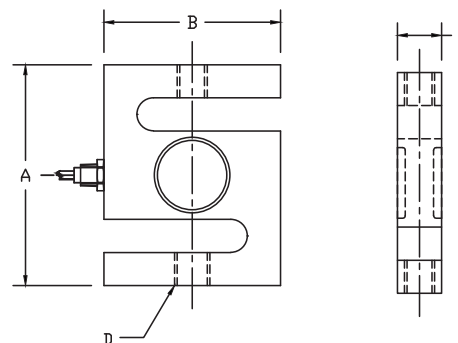
\*Non-NTEP



Rated Capacity	Dimensions				
	A	B	C	D	E
100lb - 200lb	2.50	2.00	0.50	0.75	1/4 - 28UNF
250lb - 300lb	3.00	2.00	0.50	0.75	3/8 - 24UNF
500lb - 1.5K	3.00	2.00	0.75	1.00	1/2 - 20UNF
2K - 3K	3.00	2.00	1.00	-	1/2 - 20UNF
5K	4.25	3.00	1.00	-	3/4 - 16UNF
10K	4.75	3.50	1.00	-	3/4 - 16UNF
15K	5.50	4.00	1.25	-	1 - 14UNF
20K	7.00	5.00	2.00	-	1 1/4 - 12UNF

CAS-SB: Stainless Steel Welded Load Cell (Non-NTEP)

Item #	Capacity	Ship Weight	List Price
CAS-SBW-750L	750 lb	4 lbs	670.00
CAS-SBW-1K	1K	4 lbs	
CAS-SBW-1AK	1.5K	4 lbs	
CAS-SBW-2K	2K	4 lbs	
CAS-SBW-2AK	2.5K	4 lbs	
CAS-SBW-3K	3K	4 lbs	
CAS-SBW-5K	5K	7 lbs	880.00
CAS-SBW-10K	10K	7 lbs	
CAS-SBW-15K	15K	9 lbs	1,100.00
CAS-SBW-20K	20K	19 lbs	1,325.00



Rated Capacity	Dimensions			
	A	B	C	E
750lb - 3K	3.00	2.00	0.75	1/2 - 20UNF
5K	4.25	3.00	1.00	3/4 - 16UNF
10K	4.75	3.50	1.00	3/4 - 16UNF
15K	5.50	4.00	1.25	1 - 14UNF
20K	7.00	5.00	2.00	1 1/4 - 12UNF

Mounts/LC

# CAS-ULB Series



## Load Cell

### TENSION AND COMPRESSION

- 220 lbs to 11,000 lbs Capacities
- Stainless Steel Construction
- Protected up to IP67
- Bi-Direction (tension and compression)
- High Input Resistance
- Calibration in mV/V/Ω
- Improved potting makes the ULB suitable for use in industrial environments
- Country of Origin: Sri Lanka

### Applications

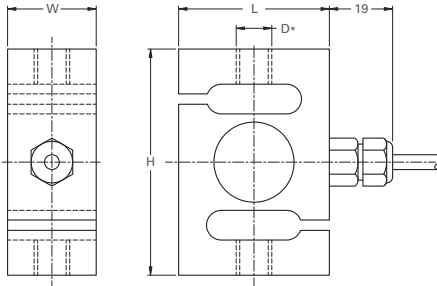
Crane Scales, Hanging Scales, Small Hopper and Tank Weighing Systems, Hybrid Systems with Lever Work, Belt Weighers and other load carriers with multiple load cells

### Approvals



### Weigh Modules

CAS-5304LB




Rated Capacity	Dimensions					
	H	L	W	Metric Thread D-M	Unified Thread D-U	Unified Thread D-H
220 - 1100 lbs	76.2	49	30	M12	1/2 - 20	-
2200 lbs	76.2	49	30	M16	1/2 - 20	5/8 - 18
4400 lbs	86.1	76.2	30	M16	5/8 - 18	-
6600 lbs	88.7	88.7	40	M20 x 1.5	3/4 - 16	-
11000 lbs	146	91.2	56.4	M24 x 2	1 - 12	-

Specifications		
Combined Error	≤ +/- 0.0500%*RO	
Rated Output (mV/V)	2.00 +/- 0.1%	
Nonlinearity	≤ +/- 0.0400%*RO	
Hysteresis	≤ +/- 0.0400%*RO	
Creep (30 minutes)	≤ +/- 0.0600%*RO	
Zero Balance	≤ +/- 5%*RO	
Temp. Effect on Min. Dead Load Output	≤ +/- 0.0400%*RO / 10°C	
Temp. Effect on Sensitivity	≤ +/- 0.0200%*RO / 10°C	
Input Resistance	1100 +/- 50 ohms	
Output Resistance	1000 +/- 2 ohms	
Insulation Resistance	≥ 5000 Megohms	
Excitation Voltage	5...15 V	
Compensated Temp. Range	-10°C... +40°C	
Operating Temp. Range	-20°C... +65°C (ATEX -20°C... +60°C)	
Safe Overload	200%*E <sub>max</sub>	
Ultimate Load	300%*E <sub>max</sub>	
Cable Length	6m, Shielded, 4 Conductor Cable, Cable Jack Polyurethane	
Cable Color Code		
	Input	Green +Excitation
		Black -Excitation
	Output	White +Signal
		Red -Signal
	Yellow Shield	
Seal Type	Potted, IP67	

### CAS-ULB: Stainless Steel Load Cell

Item #	Capacity	Ship Weight	List Price
CAS-ULB-220L	220 lbs	3 lbs	410.00
CAS-ULB-440L	440 lbs	3 lbs	
CAS-ULB-1K	1100 lbs	3 lbs	
CAS-ULB-2K	2200 lbs	3 lbs	552.00
CAS-ULB-4K	4400 lbs	5 lbs	665.00
CAS-ULB-6K	6600 lbs	6 lbs	772.00
CAS-ULB-11K	11,000 lbs	12 lbs	

# CAS-UB6 Series



## Load Cell

### TENSION AND COMPRESSION

- 225 lbs to 1,125 lbs Capacities
- Stainless Steel Construction
- Complete Hermetic Sealing
- Protected up to IP68
- Bi-Direction (tension and compression)
- High Input Resistance
- Calibration in mV/V/Ω
- Suitable for use in harsh industrial environments
- Country of Origin: Sri Lanka

## Applications

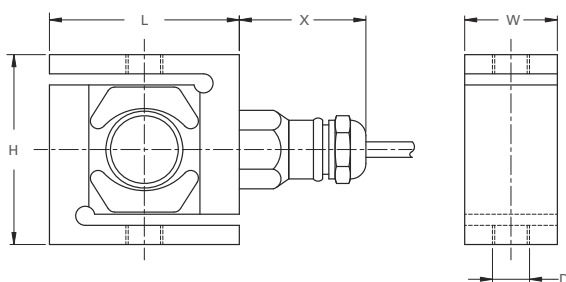
Crane Scales, Hanging Scales, Small Hopper and Tank Weighing Systems, Hybrid Systems with Lever Work, Belt Weighers and other load carriers with multiple load cells

## Approvals



## Weigh Modules

CAS-5304B



Rated Capacity	Dimensions				
	H	L	W	X	D
UB6-225/450/1125 lbs	2.4	2.4	1.2	1.6	M12


Specifications	
Combined Error	≤ +/- 0.0500%*RO
Rated Output (mV/V)	2.00 +/- 0.1%
Nonlinearity	≤ +/- 0.0400%*RO
Hysteresis	≤ +/- 0.0400%*RO
Creep (30 minutes)	≤ +/- 0.0600%*RO
Zero Balance	≤ +/- 5%*RO
Temp. Effect on Min. Dead Load Output	≤ +/- 0.0400%*RO / 10°C
Temp. Effect on Sensitivity	≤ +/- 0.0200%*RO / 10°C
Input Resistance	1100 +/- 50 ohms
Output Resistance	1000 +/- 2 ohms
Insulation Resistance	≥ 5000 Megohms
Excitation Voltage	5...15 V
Compensated Temp. Range	-10°C... +40°C
Operating Temp. Range	-40°C... +80°C (ATEX -40°C... +60°C)
Safe Overload	200%*Emax
Ultimate Load	300%*Emax
Cable Length	6m, Shielded, 4 Conductor Cable, Cable Jack Polyurethane
Cable Color Code	
Input	Green +Excitation
	Black -Excitation
Output	White +Signal
	Red -Signal
	Yellow Shield
Seal Type	Complete Hermetic Sealing, IP68 (up to 2m water depth)/IP69K

Mounts/LC

### CAS-UB6: Stainless Steel Load Cell

Item #	Capacity	Ship Weight	List Price
CAS-UB6-2L	225 lbs	3 lbs	616.00
CAS-UB6-4L	450 lbs	3 lbs	
CAS-UB6-1K	1125 lbs	3 lbs	

# CAS-UB1 Series



## Load Cell

### TENSION AND COMPRESSION

- 2,250 lb to 11,250 lb Capacities
- Stainless Steel Construction
- Complete Hermetic Sealing
- Protected up to IP68
- Bi-Direction (tension and compression)
- High Input Resistance
- Calibration in mV/V/Ω
- Suitable for use in harsh industrial environments
- Country of Origin: Sri Lanka

### Applications

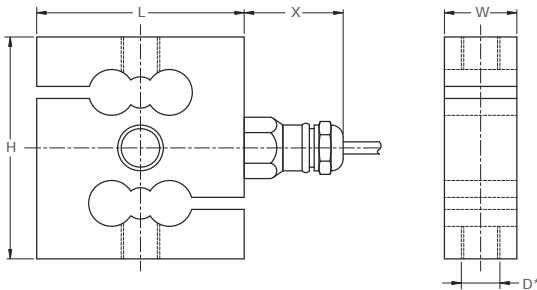
Crane Scales, Hanging Scales, Small Hopper and Tank Weighing Systems, Hybrid Systems with lever work, Belt Weighers and other load carriers with multiple load cells

### Approvals



### Weigh Modules

CAS-5304B



Rated Capacity	Dimensions				
	H	L	W	X	D
UB1 2250/4500 lbs	3.6	3.8	1.2	1.6	M16
UB1 11250 lbs	5.4	5.6	1.7	1.6	M24 x 2

Specifications		
Combined Error	≤ +/- 0.0500%*RO	
Rated Output (mV/V)	2.00 +/- 0.1%	
Nonlinearity	≤ +/- 0.0400%*RO	
Hysteresis	≤ +/- 0.0400%*RO	
Creep (30 minutes)	≤ +/- 0.0600%*RO	
Zero Balance	≤ +/- 5%*RO	
Temp. Effect on Min. Dead Load Output	≤ +/- 0.0400%*RO / 10°C	
Temp. Effect on Sensitivity	≤ +/- 0.0200%*RO / 10°C	
Input Resistance	1100 +/- 50 ohms	
Output Resistance	1000 +/- 2 ohms	
Insulation Resistance	≥ 5000 Megohms	
Excitation Voltage	5...15 V	
Compensated Temp. Range	-10°C... +40°C	
Operating Temp. Range	-40°C... +80°C (ATEX -40°C... +60°C)	
Safe Overload	200%*E <sub>max</sub>	
Ultimate Load	300%*E <sub>max</sub>	
Cable Length	6m, Shielded, 4 Conductor Cable, Cable Jack Polyurethane	
Cable Color Code		
	Input	Green +Excitation
		Black -Excitation
	Output	White +Signal
		Red -Signal
	Yellow Shield	
Seal Type	Complete Hermetic Sealing, IP68 (up to 2m water depth)/IP69K	

### CAS-UB1: Stainless Steel Load Cell

Item #	Capacity	Ship Weight	List Price
CAS-UB1-2K	2250 lbs	4 lbs	715.00
CAS-UB1-4K	4500 lbs	4 lbs	
CAS-UB1-11K	11250 lbs	14 lbs	935.00



# BCM Series



## Load Cell

### SINGLE POINT

- Available in 50kgf (100lb) up to 500kgf (1000lb) versions
- Aluminum Alloy Construction
- Compatible with other sources
- Country of Origin: South Korea

## Applications

Bench Scales, Platform Scales, Check Weighing Systems

## Approvals



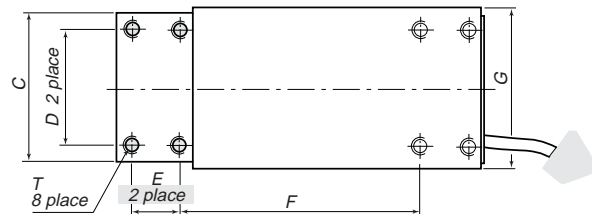
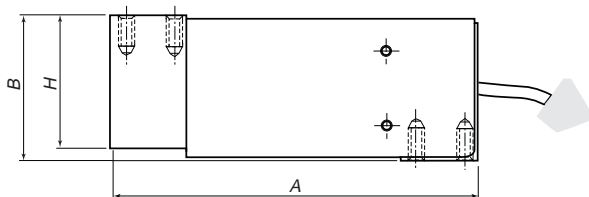
## Interchangeable Products

Artech 60410	Revere 652
Celtron LOC	Sensortronics 60060
Rice Lake RL1250	Tedea 1250

## CAS-BCM: Aluminum Alloy Load Cell

Item #	Capacity	Ship Weight (lb/kg)	List Price
BCM-50L	50kgf	5 lbs	199.00
BCM-75L	75kgf		
BCM-100L	100kgf		
BCM-150L	150kgf		
BCM-200L	200kgf		
BCM-300L	300kgf		
BCM-500L	500kgf		
NTEP # 97-008 - Legal for Trade			

Specifications		
Rated Load (R.L)	50kgf, 75kgf, 100kgf, 150kgf, 200kgf, 300kgf, 500kgf	
Rated Output (R.O.)	2 mV/V +/- 10%	
Accuracy Class	II	
Combined Error	< 0.02% R.O.	
Repeatability	< 0.01% R.O.	
Creep (30 minutes) / -10°C - +40°C	< 0.017% R.O.	
Temp. Effect on Zero / 10°C	< 0.014% R.O.	
Temp. Effect on Output / 10°C	< 0.011% R.O.	
Recommended Excitation Voltage	DC 10V	
Maximum Excitation Voltage	DC 15V	
Zero Balance	+/- 5% R.O.	
Input Resistance	400 +/- 20 ohms	
Output Resistance	350 +/- 3.5 ohms	
Insulation Resistance	> 2000 Megohms	
Cable Length	10' / 3.3m - 4 or 6 conductor with shield	
Compensated Temp. Range	-10°C - +40°C	
Safe Operating Temp. Range	-20°C - +70°C	
Safe Overload	150% Rated Capacity	
Protection Class	IP 65	
Cable Color Code	Red	+Excitation
	Black	-Excitation
	Green	+Signal
	White	-Signal
	Blue	+Remote sense
	Brown	-Remote sense
Clear	Shield	



Rated Capacity	Dimensions								
	A	B	C	D	E	F	G	H	T
50kgf - 500kgf	7.52 (191)	2.97 (75.4)	3.0 (76.2)	2.358 (59.9)	0.980 (24.9)	4.921 (125)	3.2 (81.4)	2.67 (67.8)	5/16 - 18DNC

Mounts/LC

# CAS-22 Series



## Load Cell

### SINGLE POINT

- 3 kg to 100 kg Capacities
- Aluminum Construction - Protected up to IP67 Standards
- NTEP 1:5,000 Class III & FM Approved
- Country of Origin: China

## Applications

Single point, environmentally sealed aluminum load cells for light to medium capacity bench scale applications including CAS 10" x 10" Enduro DXL platforms.

## Approvals



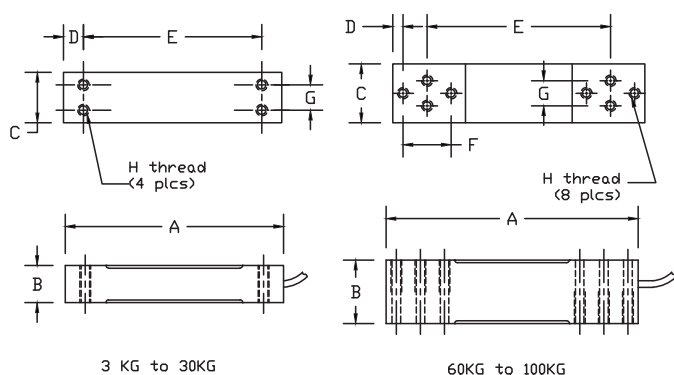
## Weigh Modules

N/A

## Interchangeable Products

Artech - 61022  
 BLH - C2G1  
 Celtron - LPS  
 Fairbanks - 4900 Series

HBM- PW6K  
 NMB - C2G1  
 Rice Lake - RL1521A  
 Teda - 1022



Rated Capacity	Dimensions							
	A	B	C	D	E	F	G	H
3 kg	2.76	0.87	0.59	0.24	2.28	-	0.28	M3
5 kg - 30 kg	5.12	0.87	1.18	0.47	4.17	-	0.59	M6
60 kg - 100 kg	5.91	1.57	1.38	0.28	4.61	0.75	0.59	M6

Specifications	
Rated Output (mV/V)	2.00 +/- 10%
Nonlinearity	+/- 0.02% FS
Hysteresis	+/- 0.02% FS
Repeatability	+/- 0.02% FS
Creep (30 minutes)	+/- 0.03% FS
Zero Balance	+/- 1.00% FS
Temp. Effect on Zero	+/- 0.002% of rated output/°C
Temp. Effect on Output	+/- 0.001% of applied output/°C
Input Impedance	410 +/- 10 ohms
Output Impedance	350 +/- 3 ohms
Insulation Resistance	5000 Megohms
Excitation Voltage	10V AC/DC (20V Max)
Compensated Temp. Range	-10°C - +40°C
Operating Temp. Range	-20°C - +60°C
Safe Overload	150% FS
Cable Length	10' Standard Cable
Cable Color Code	
Input	Green +Excitation
	Black -Excitation
Output	White +Signal
	Red -Signal
Seal Type	Environmentally-Sealed, IP 67
Max Platform Size	13.7 x 13.7 in / 350 x 350 mm

Mounts/LC

## CAS-22: Aluminum Load Cell

Item #	Capacity	Ship Weight (lb/kg)	List Price
CAS-22-3L	3 kg	2 lbs	141.75
CAS-22-5L	5 kg	2 lbs	
CAS-22-6L	6 kg	2 lbs	
CAS-22-7L	7 kg	2 lbs	
CAS-22-10L	10 kg	2 lbs	
CAS-22-15L	15 kg	2 lbs	
CAS-22-20L	20 kg	2 lbs	
CAS-22-30L	30 kg	2 lbs	
CAS-22-60L	60 kg	2 lbs	
CAS-22-75L	75 kg	2 lbs	
CAS-22-100L	100 kg	2 lbs	

\*Non-NTEP

# CAS-40 Series



## Load Cell

### SINGLE POINT

- 5 kg to 100 kg Capacities
- Aluminum Construction - Protected up to IP67 Standards
- NTEP 1:5,000 Class III & FM Approved
- Country of Origin: China

### Applications

Single point, environmentally sealed, aluminum loads cells for light to medium capacity bench scale applications, including CAS Enduro DXL 12" x 12" and 15" x 15" platforms.

### Approvals



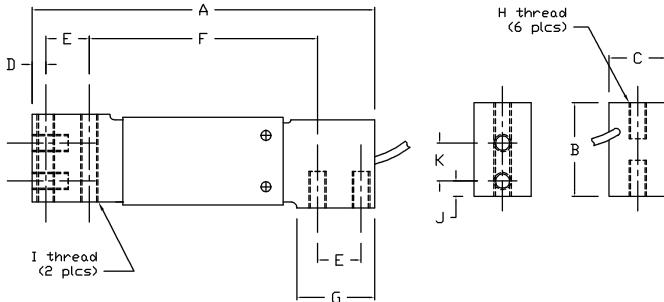
### Weigh Modules

N/A

### Interchangeable Products

Celtron LOC  
Rice Lake RL1040

Tedea 1040  
Transcell FAS



Rated Capacity	Dimensions							
	A	B	C	D	E	F	G	H
5 kg - 100kg	5.91	1.57	1.03	0.24	0.75	3.94	1.339	0.75
	I	J		K				
	0.37	1/4 - 20UNC x 0.50dp		1/4-28UNFx0.50dp				

### Specifications

Rated Output (mV/V)	2.00 +/- 10%	
Nonlinearity	+/- 0.02% FS	
Hysteresis	+/- 0.02% FS	
Repeatability	+/- 0.02% FS	
Creep (30 minutes)	+/- 0.03% FS	
Zero Balance	+/- 1.00% FS	
Temp. Effect on Zero	+/- 0.002% of rated output/°C	
Temp. Effect on Output	+/- 0.001% of applied output/°C	
Input Impedance	410 +/- 10 ohms	
Output Impedance	350 +/- 3 ohms	
Insulation Resistance	5000 Megohms	
Excitation Voltage	10V AC/DC (20V Max)	
Compensated Temp. Range	-10°C - +40°C	
Operating Temp. Range	-20°C - +60°C	
Safe Overload	150% FS	
Cable Length	10' 4 Conductor Cable	
Cable Color Code	Input	Green +Excitation Black -Excitation
	Output	Red +Signal White -Signal
Seal Type	Environmentally-Sealed, Potted, IP 67	
Max Platform Size	15.7 x 15.7 in / 400 x 400 mm	

### CAS-40: Aluminum Load Cell

Item #	Capacity	Ship Weight (lb/kg)	List Price
CAS-40-5L*	5 kg	2 lbs	192.00
CAS-40-7L*	7 kg	2 lbs	
CAS-40-10L	10 kg	2 lbs	
CAS-40-15L	15 kg	2 lbs	
CAS-40-20L	20 kg	2 lbs	
CAS-40-30L	30 kg	2 lbs	
CAS-40-50L	50 kg	2 lbs	
CAS-40-75L	75 kg	2 lbs	
CAS-40-100L	100 kg	3 lbs	

\*Non-NTEP

Mounts/LC



# CAS-42 Series



## Load Cell

### SINGLE POINT

- 3 kg to 100 kg Capacities
- Aluminum Construction - Protected up to IP67 Standards
- NTEP 1:5,000 Class III & FM Approved
- Country of Origin: China

## Applications

Single point, environmentally sealed, aluminum loads cells for light to medium capacity bench scale applications, including CAS Enduro DXL 12" x 12" and 15" x 15" platforms.

## Approvals

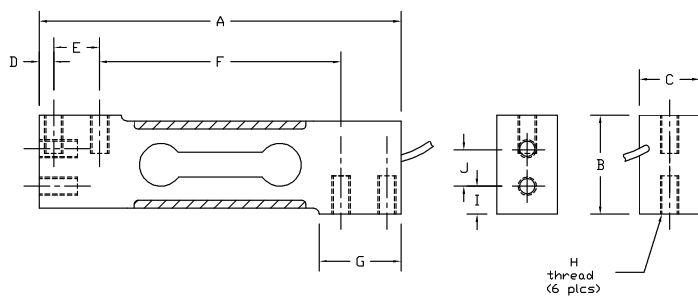


## Weigh Modules

N/A

## Interchangeable Products

- |                 |                    |
|-----------------|--------------------|
| Artech - 879    | Revere - 642       |
| Cardinal - TSP  | Rice Lake - RL1042 |
| CAS - BCA       | Rice Lake - RLSP4  |
| Flintec - PC 42 | Scaime - AG        |
| HBM - SP4       | Tedea - 1042       |



Rated Capacity	Dimensions									
	A	B	C	D	E	F	G	H	I	J
3 - 30 kg	5.91	1.575	0.787	0.24	0.75	3.937	1.339	0.75	0.37	1/4 - 20UNC x 0.44dp
50 - 100 kg	5.91	1.575	0.992	0.24	0.75	3.937	1.339	0.75	0.37	1/4 - 20UNC x 0.44dp

Specifications		
Rated Output (mV/V)	2.00 +/- 10%	
Nonlinearity	+/- 0.02% FS	
Hysteresis	+/- 0.02% FS	
Repeatability	+/- 0.02% FS	
Creep (30 minutes)	+/- 0.03% FS	
Zero Balance	+/- 1.00% FS	
Temp. Effect on Zero	+/- 0.002% of rated output/°C	
Temp. Effect on Output	+/- 0.001% of applied output/°C	
Input Impedance	410 +/- 10 ohms	
Output Impedance	350 +/- 3 ohms	
Insulation Resistance	5000 Megohms	
Excitation Voltage	10V AC/DC (20V Max)	
Compensated Temp. Range	-10°C - +40°C	
Operating Temp. Range	-20°C - +60°C	
Safe Overload	150% FS	
Cable Length	10' 4 Conductor Cable	
Cable Color Code	Input	Green +Excitation
		Black -Excitation
	Output	Red +Signal
		White -Signal
Seal Type	Environmentally-Sealed, IP 67	
Max Platform Size	15.7 x 15.7 in / 400 x 400 mm	

Mounts/LC

### CAS-42: Aluminum Load Cell

Item #	Capacity	Ship Weight (lb/kg)	List Price
CAS-42-3L	3 kg	2 lbs	185.00
CAS-42-5L	5 kg	2 lbs	
CAS-42-7L	7 kg	2 lbs	
CAS-42-10L	10 kg	2 lbs	
CAS-42-15L	15 kg	2 lbs	
CAS-42-20L	20 kg	2 lbs	
CAS-42-30L	30 kg	2 lbs	
CAS-42-50L	50 kg	2 lbs	
CAS-42-75L	75 kg	2 lbs	
CAS-42-100L	100 kg	3 lbs	

# CAS-50SS Series

## Load Cell

### Potted Single Point

- 50 kg to 1,000 kg Capacities
- Stainless Steel Construction - Protected up to IP67 Standards
- FM Approved
- Country of Origin: China

### Applications

Single point, stainless steel, environmentally sealed, IP67 rated load cell for light to medium capacity bench scale applications.

### Approvals



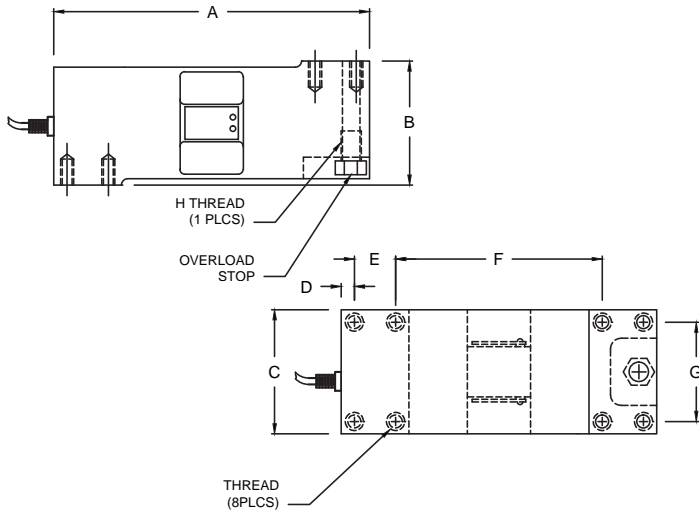
### Weigh Modules

N/A

### Interchangeable Products

- |                        |                 |
|------------------------|-----------------|
| Rice Lake - RL1250     | HBM - PW12      |
| Rice Lake - RLPWM12    | Artech - 60410  |
| Tedea-Huntleigh - 1250 | CAS - BCM       |
| Revere - 652           | Transcell - FAY |
| Celtron - LOC          | Flintec - PCB*  |

Specifications		
Rated Output (mV/V)	2.00 +/- 10%	
Nonlinearity	+/- 0.02% FS	
Hysteresis	+/- 0.02% FS	
Repeatability	+/- 0.02% FS	
Creep (30 minutes)	+/- 0.03% FS	
Zero Balance	+/- 1.00% FS	
Temp. Effect on Zero	+/- 0.002% of rated output/°C	
Temp. Effect on Output	+/- 0.001% of applied output/°C	
Input Impedance	410 +/- 10 ohms	
Output Impedance	350 +/- 3 ohms	
Insulation Resistance	5000 Megohms	
Excitation Voltage	10V AC/DC (20V Max)	
Compensated Temp. Range	-10°C - +40°C	
Operating Temp. Range	-20°C - +60°C	
Safe Overload	150% FS	
Cable Length	10' 4 Conductor Cable	
Cable Color Code	Input	Green +Excitation
		Black -Excitation
	Output	White +Signal
		Red -Signal
Seal Type	Environmentally-Sealed, Potted, IP 67	
Max Platform Size	24 x 24 in / 600 x 600 mm	



Rated Capacity	Dimensions						
	A	B	C	D	E	F	G
50 kg - 1000 kg	7.52	2.95	2.95	0.31	0.98	4.92	2.36
	H		I		J	K	
50 kg - 1000 kg	1/2-20UNFx0.50dp		5/16-18UNCx0.62dp		0.37	0.75	

### CAS-50SS: Stainless Steel Load Cell

Item #	Capacity	Ship Weight (lb/kg)	List Price
CAS-50S-50L	50 kg		920.00
CAS-50S-75L	75 kg		
CAS-50S-100L	100 kg		
CAS-50S-150L	150 kg		
CAS-50S-200L	200 kg		
CAS-50S-250L	250 kg		
CAS-50S-300L	300 kg		
CAS-50S-500L	500 kg		
CAS-50S-635L	635 kg		
CAS-50S-1K	1000 kg		

# CAS-50 Series



## Load Cell

### SINGLE POINT

- 50 kg to 1,000 kg Capacities
- Aluminum Construction - Protected up to IP67 Standards
- NTEP 1:5,000 Class III & FM Approved
- Country of Origin: China

### Applications

Single point, environmentally sealed, aluminum load cells for medium capacity bench scale applications.

### Approvals



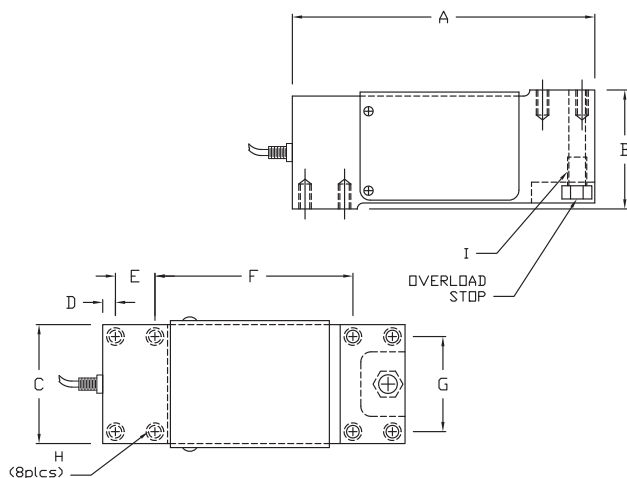
### Weigh Modules

N/A

### Interchangeable Products

Artech - 60410  
CAS - BCM  
Celtron - LOC  
Flintec - PCB  
HBM - PW12

Revere - 652  
Rice Lake - RL1250  
Rice Lake - RLPWM12  
Teda - 1250  
Transcell - FAY



Rated Capacity	Dimensions						
	A	B	C	D	E	F	G
50 to 1,000 kg	7.52	2.95	2.95	0.31	0.98	4.92	2.36
	H			I			
50 to 1,000 kg	1/2 - 20UNF x 0.50dp			5/16 - 18UNC x 0.62dp			

### Specifications

Rated Output (mV/V)	2.00 +/- 10%
Nonlinearity	+/- 0.02% FS
Hysteresis	+/- 0.02% FS
Repeatability	+/- 0.02% FS
Creep (30 minutes)	+/- 0.03% FS
Zero Balance	+/- 1.00% FS
Temp. Effect on Zero	+/- 0.002% of rated output/°C
Temp. Effect on Output	+/- 0.001% of applied output/°C
Input Impedance	410 +/- 10 ohms
Output Impedance	350 +/- 3 ohms
Insulation Resistance	5000 Megohms
Excitation Voltage	10V AC/DC (20V Max)
Compensated Temp. Range	0°C - +30°C
Operating Temp. Range	-20°C - +60°C
Safe Overload	150% FS
Cable Length	10' 4 Conductor Cable
Cable Color Code	
Input	Green +Excitation
	Black -Excitation
Output	White +Signal
	Red -Signal
Seal Type	Environmentally-Sealed, IP 67
Max Platform Size	24 x 24 in / 600 x 600 mm

### CAS-50: Aluminum Load Cell

Item #	Capacity	Ship Weight (lb/kg)	List Price
CAS-50-50L	50 kg	5 lbs	325.50
CAS-50-75L	75 kg	5 lbs	
CAS-50-100L	100 kg	5 lbs	
CAS-50-150L	150 kg	6 lbs	
CAS-50-200L	200 kg	6 lbs	
CAS-50-250L	250 kg	6 lbs	
CAS-50-300L	300 kg	6 lbs	
CAS-50-500L	500 kg	6 lbs	
CAS-50-635L*	635 kg	6 lbs	
CAS-50-1K*	1,000 kg	7 lbs	

\*Non-NTEP

Mounts/LC

# CAS-50A Series



## Load Cell

### SINGLE POINT

- 50 kg to 635 kg Capacities
- Aluminum Construction - Protected up to IP67 Standards
- NTEP 1:5,000 Class III & FM Approved
- Country of Origin: China

### Applications

Single point, environmentally sealed, aluminum load cells for medium to heavy capacity bench scale applications.

### Approvals

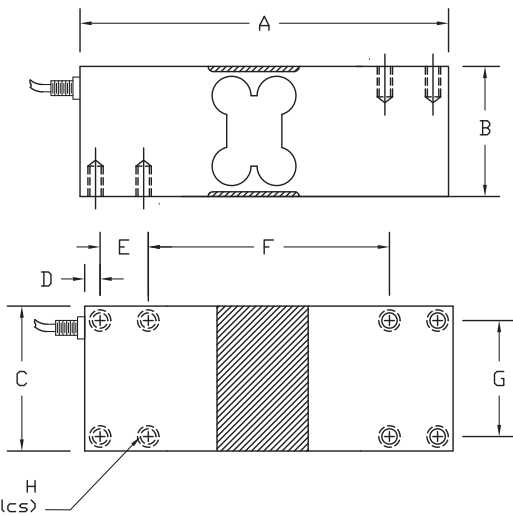


### Weigh Modules

N/A

### Interchangeable Products

- |                         |                     |
|-------------------------|---------------------|
| HBM - PW16              | Rice Lake - RLPWM16 |
| Mettler Toledo - MT1260 | Tedea - 1260        |
| Rice Lake - RL1260      | Tedea - 1260S       |



Rated Capacity	Dimensions							
	A	B	C	D	E	F	G	H
50 - 635 kg	7.40	2.45	2.49	0.22	1.38	4.21	1.97	5/16 - 18UNC x 0.62dp

### Specifications

Rated Output (mV/V)	2.00 +/- 10%	
Nonlinearity	+/- 0.02% FS	
Hysteresis	+/- 0.02% FS	
Repeatability	+/- 0.02% FS	
Creep (30 minutes)	+/- 0.03% FS	
Zero Balance	+/- 1.00% FS	
Temp. Effect on Zero	+/- 0.002% of rated output/°C	
Temp. Effect on Output	+/- 0.001% of applied output/°C	
Input Impedance	410 +/- 10 ohms	
Output Impedance	350 +/- 5 ohms	
Insulation Resistance	5000 Megohms	
Excitation Voltage	10V AC/DC (20V Max)	
Compensated Temp. Range	-10°C - +40°C	
Operating Temp. Range	-20°C - +60°C	
Safe Overload	150% FS	
Cable Length	10' 4 Conductor Cable	
Cable Color Code	Input	Green -Excitation
		Black -Excitation
	Output	White +Signal
		Red -Signal
Seal Type	Environmentally-Sealed, IP 67	
Max Platform Size	24 x 24 in / 600 x 600 mm	

### CAS-50A: Aluminum Load Cell

Item #	Capacity	Ship Weight (lb/kg)	List Price
CAS-50A-50L	50 kg	5 lbs	288.75
CAS-50A-75L	75 kg	5 lbs	
CAS-50A-100L	100 kg	5 lbs	
CAS-50A-150L	150 kg	6 lbs	
CAS-50A-200L	200 kg	6 lbs	
CAS-50A-250L	250 kg	6 lbs	
CAS-50A-300L	300 kg	6 lbs	
CAS-50A-500L	500 kg	6 lbs	
CAS-50A-635L*	635 kg	6 lbs	

\*Non-NTEP

# CAS-50B Series



## Load Cell

### SINGLE POINT

- 50 kg to 635 kg Capacities
- Aluminum Construction - Protected up to IP67 Standards
- NTEP 1:5,000 Class III & FM Approved
- Country of Origin: China

### Applications

Single point, environmentally sealed, aluminum load cells for medium to heavy capacity applications.

### Approvals

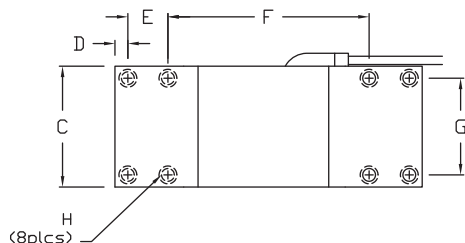
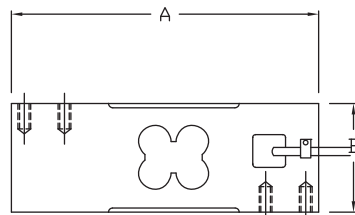


### Weigh Modules

N/A

### Interchangeable Products

HBM- PW24  
Teda - 1263  
Transcell - FAV



Rated Capacity	Dimensions							
	A	B	C	D	E	F	G	H
50 to 1,000 kg	6.85	2.56	2.36	0.28	0.75	4.80	1.18	M8 x 1.25 x 0.75dp

### Specifications

Rated Output (mV/V)	2.00 +/- 10%
Nonlinearity	+/- 0.02% FS
Hysteresis	+/- 0.02% FS
Repeatability	+/- 0.02% FS
Creep (30 minutes)	+/- 0.03% FS
Zero Balance	+/- 1.00% FS
Temp. Effect on Zero	+/- 0.002% of rated output/°C
Temp. Effect on Output	+/- 0.001% of applied output/°C
Input Impedance	410 +/- 10 ohms
Output Impedance	350 +/- 3 ohms
Insulation Resistance	5000 Megohms
Excitation Voltage	10V AC/DC (20V Max)
Compensated Temp. Range	-10°C - +40°C
Operating Temp. Range	-20°C - +60°C
Safe Overload	150% FS
Cable Length	10' 4 Conductor Cable
Cable Color Code	
Input	Green +Excitation
	Black -Excitation
Output	White +Signal
	Red -Signal
Seal Type	Environmentally-Sealed, IP 67
Max Platform Size	24 x 24 in / 600 x 600 mm

### CAS-50B: Aluminum Load Cell

Item #	Capacity	Ship Weight (lb/kg)	List Price
CAS-50B-50L	50 kg	5 lbs	288.75
CAS-50B-100L	100 kg	5 lbs	
CAS-50B-150L	150 kg	6 lbs	
CAS-50B-200L	200 kg	6 lbs	
CAS-50B-250L	250 kg	6 lbs	
CAS-50B-300L	300 kg	6 lbs	
CAS-50B-500L	500 kg	6 lbs	
CAS-50B-635L*	635 kg	6 lbs	

\*Non-NTEP

Mounts/LC

# CAS-40SS Series



## Load Cell

### Potted Single Point

- 10 kg to 150 kg Capacities
- Stainless Steel Construction - Protected up to IP67 Standards
- FM Approved
- Country of Origin: China

### Applications

Single point, stainless steel, environmentally sealed, IP67 rated load cell for light to medium capacity bench scale applications.

### Approvals

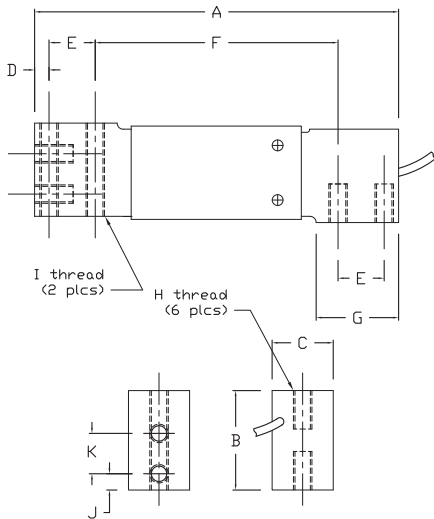


### Weigh Modules

N/A

### Interchangeable Products

- Artech - SS60510
- Rice Lake - RL1140
- HBM - PW15AH
- Tedea - 1140



Rated Capacity	Dimensions						
	A	B	C	D	E	F	G
10 kg - 150 kg	5.91	1.57	1.03	0.24	0.75	3.94	1.339
	H	I	J		K		
10 kg - 150 kg	0.75	0.75	1/4 - 20UNC x 0.50dp		1/4 - 28UNF x 0.50dp		

Specifications		
Rated Output (mV/V)	2.00 +/- 10%	
Nonlinearity	+/- 0.03% FS	
Hysteresis	+/- 0.02% FS	
Repeatability	+/- 0.02% FS	
Creep (30 minutes)	+/- 0.03% FS	
Zero Balance	+/- 1.00% FS	
Temp. Effect on Zero	+/- 0.002% of rated output/°C	
Temp. Effect on Output	+/- 0.001% of applied output/°C	
Input Impedance	385 +/- 10 ohms	
Output Impedance	350 +/- 3 ohms	
Insulation Resistance	5000 Megohms	
Excitation Voltage	10V AC/DC (20V Max)	
Compensated Temp. Range	-10°C - +40°C	
Operating Temp. Range	-20°C - +60°C	
Safe Overload	150% FS	
Cable Length	10' 4 Conductor Cable	
Cable Color Code	Input	Green +Excitation
		Black -Excitation
	Output	Red +Signal
		White -Signal
Seal Type	Environmentally-Sealed, Potted, IP 67	
Max Platform Size	15 x 15 in / 400 x 400 mm	

### CAS-40S: Stainless Steel Potted Load Cell

Item #	Capacity	Ship Weight (lb/kg)	List Price
CAS-40S-10L	10 kg	4 lbs	350.00
CAS-40S-15L	15 kg	4 lbs	
CAS-40S-20L	20 kg	4 lbs	
CAS-40S-30L	30 kg	4 lbs	
CAS-40S-50L	50 kg	4 lbs	
CAS-40S-75L	75 kg	4 lbs	
CAS-40S-100L	100 kg	4 lbs	
CAS-40S-150L	150 kg	4 lbs	

\*Non-NTEP

Mounts/LC

# CAS-HPS Series



## Load Cell

### SINGLE POINT

- 6 kg to 100 lb Capacities
- Stainless Steel Construction - Protected up to IP67 Standards
- NTEP 1:5,000 Class III & FM Approved
- Country of Origin: China

### Applications

Single point, environmentally sealed, stainless steel load cells for low capacity applications

### Approvals

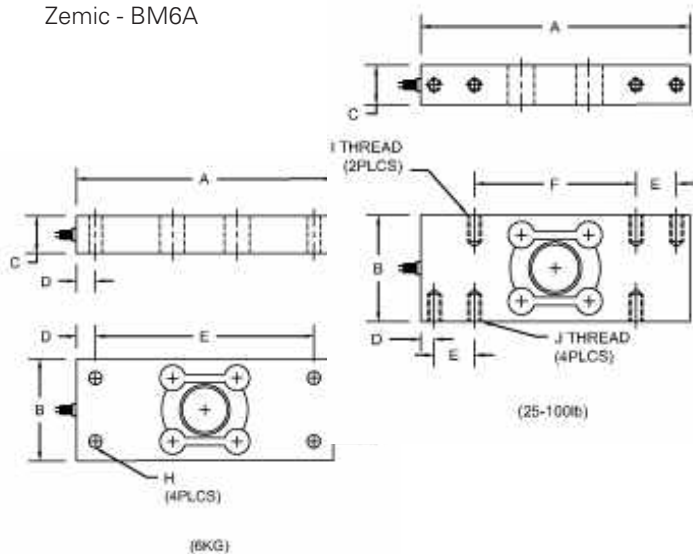


### Weigh Modules

N/A

### Interchangeable Products

Revere - HPS  
Zemic - BM6A



Specifications	
Rated Output (mV/V)	2.00 or 3.00 (KG version 2) +/- 10%
Nonlinearity	+/- 0.03% FS
Hysteresis	+/- 0.02% FS
Repeatability	+/- 0.02% FS
Creep (30 minutes)	+/- 0.03% FS
Zero Balance	+/- 1.00% FS
Temp. Effect on Zero	+/- 0.002% of rated output/°C
Temp. Effect on Output	+/- 0.001% of applied output/°C
Input Impedance	385 +/- 10 ohms
Output Impedance	350 +/- 3 ohms
Insulation Resistance	5000 Megohms
Excitation Voltage	10V AC/DC (20V Max)
Compensated Temp. Range	-10°C - +40°C
Operating Temp. Range	-20°C - +60°C
Safe Overload	150% FS
Cable Length	10' 4 Conductor Cable
Cable Color Code	
Input	Green +Excitation
	Black -Excitation
Output	White +Signal
	Red -Signal
Seal Type	Environmentally-Sealed, IP 67
Max Platform Size	24 x 24 in / 600 x 600 mm

### CAS-HPS: Stainless Steel Load Cell

Item #	Capacity	Ship Weight (lb/kg)	List Price
CAS-HPS-6L	6 kg		725.00
CAS-HPS-25L	25 lb		
CAS-HPS-50L	50 lb		
CAS-HPS-100L	100 lb		930.00

Rated Capacity	CAS-23LA/LS - Dimensions									
	A	B	C	D	E	F	G	H	I	J
6 kg	5.00	1.98	0.73	0.37	4.25	0.37	1.25	0.25	-	-
25 lb - 50 lb	5.00	1.98	0.73	0.25	0.75	3.00	-	-	10-24UNCx0.35dp	1/4-20UNCx0.35dp
100 lb	5.00	1.98	0.94	0.25	0.75	3.00	-	-	10-24UNCx0.35dp	1/4-20UNCx0.35dp

# CAS-60040 Series



## Load Cell

### SINGLE ENDED SHEAR BEAM

- 25 lb to 500 lb Capacities
- Stainless Steel Construction
- Protected up to IP65 Standards
- Country of Origin: China

## Applications

Light Capacity Tanks, Bin, and Hoppers

## Approvals



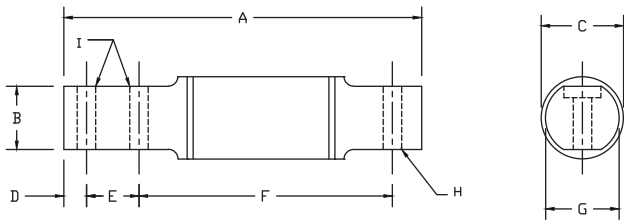
## Weigh Modules

CAS-59M

## Interchangeable Products

- Artech - 50210
- Rice Lake - RL50210, RL502100SST
- Revere Transducers - 5503, 9503
- Sensortronics - 60040

Specifications	
Rated Output (mV/V)	3.00 +/- 0.1%
Nonlinearity	+/- 0.03% FS
Hysteresis	+/- 0.03% FS
Repeatability	+/- 0.01% FS
Creep (30 minutes)	+/- 0.02% FS
Zero Balance	+/- 1.00% FS
Temp. Effect on Zero	+/- 0.0027% of rated output/°C
Temp. Effect on Output	+/- 0.0015% of applied output/°C
Input Impedance	385 +/- 10 ohms
Output Impedance	350 +/- 3 ohms
Insulation Resistance	5000 Megohms
Excitation Voltage	10V AC/DC (20V Max)
Compensated Temp. Range	-10°C - +40°C
Operating Temp. Range	-20°C - +60°C
Safe Overload	150% FS
Cable Length	30' Standard
Cable Color Code	
Input	Green +Excitation
	Black -Excitation
Output	White +Signal
	Red -Signal
Seal Type	Environmentally-Sealed, IP 67



Rated Capacity	Dimensions								
	A	B	C	D	E	F	G	H	I
25lb - 500lb	2.81	0.62	1.30	0.25	0.50	1.81	1.00	0.26	0.26

### CAS-60040: Stainless Steel Load Cell

Item #	Capacity	Ship Weight	List Price
CAS-60040-25L	25 lb	3 lbs	245.00
CAS-60040-50L	50 lb	3 lbs	
CAS-60040-75L	75 lb	3 lbs	
CAS-60040-100L	100 lb	3 lbs	
CAS-60040-150L	150 lb	3 lbs	
CAS-60040-250L	250 lb	3 lbs	
CAS-60040-500L	500 lb	3 lbs	



# BSA Series



## Load Cell

### SHEAR BEAM

- Available in 1klb (500kg) up to 10klb (5000kg) versions
- Nickel Plated Tool Steel
- Environmentally Sealed
- Country of Origin: South Korea

## Applications

Floor Scales, Tank Scales, Hopper Scales, Process Control

## Approvals



## Interchangeable Products

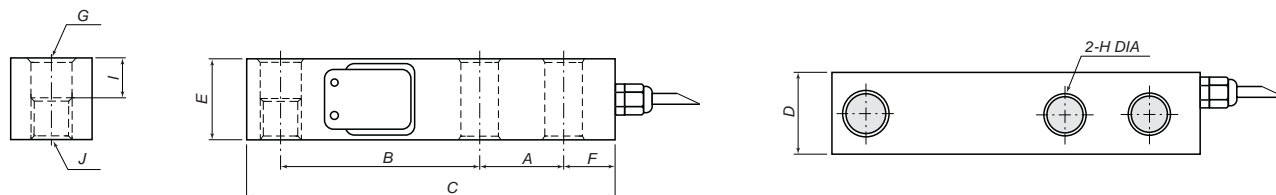
Artech 30310	Revere 5123
CAS 23	Sensortronics 65023
Celtron SQB	Tedea 3421
Rice Lake RL30000	

### CAS-BSA: Nickel Plated Tool Steel Load Cell

Item #	Capacity	Ship Weight (lb/kg)	List Price
BSA-1K	1klb	3 lbs	109.00
BSA-2K	2klb		
BSA-2.5K	2.5klb		
BSA-3K	3klb		
BSA-4K	4klb		
BSA-5KS (small)	5klb	4 lbs	129.00
BSA-5K	5klb		
BSA-10K	10klb		

NTEP # 96-072A1 - Legal for Trade

Specifications			
Rated Load (R.L)	1klb, 2klb, 2.5klb, 3klb, 4klb, 5klb, 10klb		
Rated Output (R.O.)	3 mV/V +/- 10%		
Zero Balance	0.0 ± 0.03 mV/V		
Accuracy Class	D3	C3	
Non-Linearity	≤ 0.03% R.O.	≤ 0.025% R.O.	
Hysteresis	≤ 0.03% R.O.	≤ 0.025% R.O.	
Combined Error	≤ 0.03% R.O.	≤ 0.025% R.O.	
Repeatability	≤ 0.01% R.O.	≤ 0.01% R.O.	
Creep for 30 min	≤ 0.03% R.O.	≤ 0.017% R.O.	
Return for 30 min	≤ 0.03% R.O.	≤ 0.017% R.O.	
Resolution	≤ 1/3000	≤ 1/4000	
Division	0.001 mV/V	0.00075 mV/V	
Temperature Effect on:	Zero Value	0.028	0.014
	Output Value	0.015	0.011
Excitation	Recommended	10V	
	Maximum	15V	
Resistance	Input	350 +/- 3.5 ohms	
	Output	350 +/- 3.5 ohms	
	Insulation	>2000 megaohms	
Compensated Temperature Range	-10°C - +40°C		
Operating Temperature Range	-10°C - +80°C		
Construction	Nickel Plated Steel		
Cable Specification	ø5.4 x 4P x 5M (Urethane)		
Safe Overload	150% Rated Capacity		
Cable Color Code	Red	+Excitation	
	Black	-Excitation	
	Green	+Signal	
	White	-Signal	
	Clear	Shield	



Rated Capacity	Dimensions									
	A	B	C	D	E	F	G	H	I	J
1klb - 5klb (Small Env) (500kgf - 2tf)	1.0 (25.4)	3.0 (76.2)	5.12 (130)	1.25 (32)	1.25 (32)	0.62 (15.8)	0.53 (13.5)	0.53 (13.5)	0.63 (16.0)	1/2 - 20UNF - 2B
5klb (Large Env) - 10klb (3tf - 5tf)	1.5 (38.1)	3.75 (95.3)	6.75 (171.5)	1.5 (3.8)	1.5 (3.8)	0.75 (19)	0.78 (20)	0.78 (20)	0.75 (19)	3/4 - 16UNF - 2B

Mounts/LC

# CAS-23 Series



## Load Cell

### SINGLE ENDED SHEAR BEAM

- 100 lb to 20,000 lb Capacities
- Alloy, Stainless Steel, and Stainless Steel Welded Models
- Protected up to IP67 standards
- Country of Origin: China

### Applications

Powder & Bulk Processing, Mixing, Blending, & Batching, Medium to High Capacity Tanks & Hoppers, Level & Inventory Control, Food & Beverage Handling

### Approvals



### Weigh Modules

CAS-23M, CAS-59M, CAS82M

### Interchangeable Products

#### CAS-23LA

- Artech - 30310
- CAS - BSA
- Celtron - SQB
- HBM - A35
- Revere - 5123
- Rice Lake - RL35023
- Rice Lake - RL30000
- Sensortronics - 65023
- Tedea - 3411
- Totalcomp - TSB

#### CAS-23LS

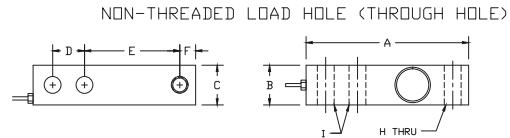
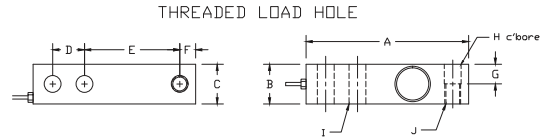
- Artech - SS30310
- Celtron - SQB SS
- HBM - B35
- Revere - 9123
- Rice Lake - RL35023S
- Rice Lake - RL39123
- Sensortronics - 65023S

#### CAS-23LW2

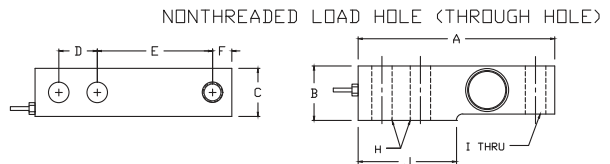
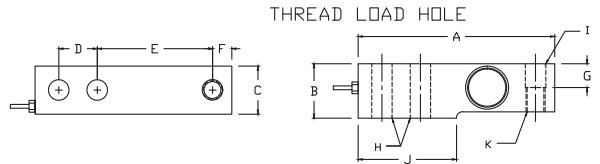
- Rice Lake - RL35082
- Sensortronics - 65083S
- Toledo - 715 Series
- Toledo - TB600531 (2.5K)

#### CAS-23LW3

- Artech T20 - SS30310
- Celtron - SQB HSS
- Fairbanks - 3-54786-1
- HBM - H35
- Revere - 9123
- Rice Lake - RL35083
- Rice Lake - RLH35
- Sensortronics C20 - 65083
- Toledo - TB601019-008 (0.5K-1K)
- Toledo - TB601016-020 (1K)
- Toledo - TB601016-008 (2.5K)
- Toledo - TB601017-020 (4K)
- Toledo - TB601018-008 (5K)



Rated Capacity	CAS-23LA/LS - Dimensions									
	A	B	C	D	E	F	G	H	I	J
100lb - 750lb	5.12	1.25	1.25	1.00	3.00	0.50	0.62	0.53	0.53	1/2 - 20 UNF
1K - 5Kse	5.12	1.25	1.25	1.00	3.00	0.50	0.62	0.53	0.53	1/2 - 20 UNF
5Kle - 10K	6.75	1.50	1.50	1.50	3.75	0.75	0.75	0.78	0.78	3/4 - 16 UNF
15K - 20K	8.88	2.00	2.00	2.00	4.88	1.00	1.00	1.03	1.03	1 - 14 UNF



Rated Capacity	CAS-23LW - Dimensions										
	A	B	C	D	E	F	G	H	I	J	K
1K - 5Kse	5.12	1.25	1.25	1.00	3.00	0.50	0.62	0.53	0.50	2.25	1/2 - 20 UNF
5Kle - 10K	6.75	1.50	1.50	1.50	3.75	0.75	0.75	0.78	0.75	3.00	3/4 - 16 UNF

Specifications			
Rated Output (mV/V)	3.00 +/- 0.1%	Excitation Voltage	10V AC/DC (20V Max)
	2.00 +/- 0.1% (CAS-23-SSW)		Compensated Temp. Range
Nonlinearity	+/- 0.03% FS	Operating Temp. Range	-20°C - +60°C
Hysteresis	+/- 0.02% FS	Safe Overload	150% FS
Repeatability	+/- 0.01% FS	Cable Length	20' Standard
Creep (30 minutes)	+/- 0.02% FS	Cable Color Code	
Zero Balance	+/- 1.00% FS	Input	Green +Excitation
Temp. Effect on Zero	+/- 0.0027% of rated output/°C		Black -Excitation
Temp. Effect on Output	+/- 0.0015% of applied output/°C		White +Signal
Input Impedance	385 +/- 10 ohms	Output	Red -Signal
Output Impedance	350 +/- 3 ohms		Seal Type
Insulation Resistance	5000 Megohms	SSW Load Cells	Welded-Seal, IP 67

Mounts/LC

**CAS-23LA: Alloy Steel Load Cell**  
- Threaded Hole

Item #	Capacity	Ship Weight	List Price
CAS-23LA-100L*	100 lb	2 lbs	190.58
CAS-23LA-250L	250 lb	4 lbs	
CAS-23LA-500L	500 lb	4 lbs	
CAS-23LA-750L	750 lb	4 lbs	
CAS-23LA-1K	1K	4 lbs	
CAS-23LA-1AK	1.5K	4 lbs	
CAS-23LA-2K	2K	4 lbs	
CAS-23LA-2AK	2.5K	4 lbs	
CAS-23LA-4K	4K	4 lbs	
CAS-23LA-5SK	5KSE	4 lbs	
CAS-23LA-5K	5KLE	4 lbs	317.63
CAS-23LA-10K	10K	4 lbs	629.48
CAS-23LA-15K	15K	10 lbs	
CAS-23LA-20K	20K	10 lbs	

\*Non-NTEP

**CAS-23LAT: Alloy Steel Load Cell**  
- Through Hole

Item #	Capacity	Ship Weight	List Price
CAS-23LAT-100L*	100 lb	2 lbs	190.58
CAS-23LAT-250L	250 lb	4 lbs	
CAS-23LAT-500L	500 lb	4 lbs	
CAS-23LAT-750L	750 lb	4 lbs	
CAS-23LAT-1K	1K	4 lbs	
CAS-23LAT-1AK	1.5K	4 lbs	
CAS-23LAT-2K	2K	4 lbs	
CAS-23LAT-2AK	2.5K	4 lbs	
CAS-23LAT-4K	4K	4 lbs	
CAS-23LAT-5SK	5KSE	4 lbs	
CAS-23LAT-5K	5KLE	4 lbs	317.63
CAS-23LAT-10K	10K	4 lbs	629.48
CAS-23LAT-15K	15K	10 lbs	
CAS-23LAT-20K	20K	10 lbs	

\*Non-NTEP

**CAS-23LS: Stainless Steel Load Cell**  
- Threaded Hole

Item #	Capacity	Ship Weight	List Price
CAS-23LS-250L	250 lb	3 lbs	340.00
CAS-23LS-500L	500 lb	4 lbs	
CAS-23LS-750L	750 lb	4 lbs	
CAS-23LS-1K	1K	4 lbs	
CAS-23LS-1AK	1.5K	4 lbs	
CAS-23LS-2K	2K	4 lbs	
CAS-23LS-2AK	2.5K	4 lbs	
CAS-23LS-4K	4K	4 lbs	
CAS-23LS-5SK	5KSE	4 lbs	
CAS-23LS-5K	5KLE	4 lbs	
CAS-23LS-10K	10K	4 lbs	790.00
CAS-23LS-15K	15K	4 lbs	
CAS-23LS-20K	20K	10 lbs	

**CAS-23LST: Stainless Steel Load Cell**  
- Through Hole

Item #	Capacity	Ship Weight	List Price
CAS-23LST-250L	250 lb	3 lbs	340.00
CAS-23LST-500L	500 lb	4 lbs	
CAS-23LST-750L	750 lb	4 lbs	
CAS-23LST-1K	1K	4 lbs	
CAS-23LST-1AK	1.5K	4 lbs	
CAS-23LST-2K	2K	4 lbs	
CAS-23LST-2AK	2.5K	4 lbs	
CAS-23LST-4K	4K	4 lbs	
CAS-23LST-5SK	5KSE	4 lbs	
CAS-23LST-5K	5KLE	4 lbs	
CAS-23LST-10K	10K	4 lbs	790.00
CAS-23LST-15K	15K	4 lbs	
CAS-23LST-20K	20K	10 lbs	

**CAS-23LW2: Stainless Steel Welded Load Cell**  
- 2mv/v Threaded Hole 20' common cable

Item #	Capacity	Ship Weight	List Price
CAS-23LW2-1K	1K	4 lbs	375.00
CAS-23LW2-1AK	1.5K	4 lbs	
CAS-23LW2-2K	2K	4 lbs	
CAS-23LW2-2AK	2.5K	4 lbs	
CAS-23LW2-4K	4K	4 lbs	
CAS-23LW2-5SK	5KSE	4 lbs	
CAS-23LW2-5K	5KLE	4 lbs	460.00
CAS-23LW2-10K	10K	4 lbs	

**CAS-23LW3: Stainless Steel Welded Load Cell**  
- 3mv/v Threaded Hole 20' common cable

Item #	Capacity	Ship Weight	List Price
CAS-23LW3-1K	1K	4 lbs	375.00
CAS-23LW3-1AK	1.5K	4 lbs	
CAS-23LW3-2K	2K	4 lbs	
CAS-23LW3-2AK	2.5K	4 lbs	
CAS-23LW3-4K	4K	4 lbs	
CAS-23LW3-5SK	5KSE	4 lbs	
CAS-23LW3-5K	5KLE	4 lbs	460.00
CAS-23LW3-10K	10K	4 lbs	

Mounts/LC

# CAS-SB14 Series



## Load Cell

### SINGLE ENDED BEAM

- 500 lb to 10,000 lb Capacities
- Stainless Steel Construction
- Complete Hermetic Sealing
- Protected up to IP68 Standards
- Unique Blinding Hole
- High Input Resistance
- Calibration in mV/V/Ω
- Perfect for use in industrial environments
- Country of Origin: Sri Lanka

## Applications

Platform Scales, Hopper and Tank Scales

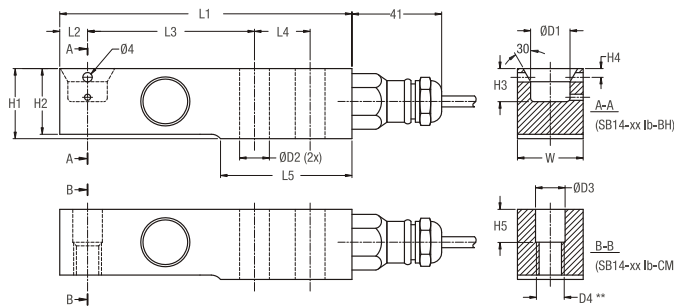
## Approvals



## Weigh Modules

CAS-5213

Specifications	
Combined Error	≤ +/- 0.0500%*RO
Rated Output (mV/V)	2.00 +/- 0.1%
Nonlinearity	≤ +/- 0.0400%*RO
Hysteresis	≤ +/- 0.0400%*RO
Creep (30 minutes)	≤ +/- 0.0600%*RO
Zero Balance	≤ +/- 5%*RO
Temp. Effect on Min. Dead Load Output	≤ +/- 0.0400%*RO / 10°C
Temp. Effect on Sensitivity	≤ +/- 0.0200%*RO / 10°C
Input Resistance	1100 +/- 50 ohms
Output Resistance	1000 +/- 2 ohms
Insulation Resistance	≥ 5000 Megohms
Excitation Voltage	5...15 V
Compensated Temp. Range	-10°C... +40°C
Operating Temp. Range	-40°C... +80°C (ATEX -40°C... +60°C)
Safe Overload	200%*Emax
Ultimate Load	300%*Emax
Cable Length	3m or 4.5m, Shielded, 4 Conductor Cable, Cable Jack Polyurethane
Cable Color Code	
Input	Green +Excitation
	Black -Excitation
Output	White +Signal
	Red -Signal
	Yellow Shield
Seal Type	Complete Hermetic Sealing, IP68 (up to 2m water depth)/IP69K



### CAS-SB14: Stainless Steel Load Cell

Item #	Capacity	Ship Weight (lb/kg)	List Price
CAS-SB14-500L	500 lb	5 lbs	418.00
CAS-SB14-1K	1K	5 lbs	418.00
CAS-SB14-2AK	2.5K	5 lbs	418.00
CAS-SB14-5K	5K	5 lbs	418.00

Rated Capacity	Dimensions																
	L1	L2	L3	L4	L5	H1	H2	H3	H4	H5	W	D1	D2	D3	D4	Mounting Bolts	Torque
500/1000lb	5.25	0.50	3.00	1.00	2.36	1.22	1.13	0.59	0.16	0.59	1.18	0.71	0.51	0.53	M12	M12 8.8	90 Nm
2500lb	5.25	0.50	3.00	0.96	2.36	1.22	1.20	0.59	0.16	0.59	1.18	0.71	0.51	0.53	M12	M12 8.8	90 Nm
5000lb	5.25	0.50	3.00	1.00	2.36	1.22	1.20	0.59	0.16	0.59	1.18	0.71	0.51	0.53	M12	M12 10.9	120 Nm

# CAS-SB4 Series



## Load Cell

### SINGLE ENDED BEAM

- 1,125 lb to 22,500 lb Capacities
- Stainless Steel Construction
- Complete Hermetic Sealing
- Protected up to IP68 Standards
- Unique Blinding Hole
- High Input Resistance
- Calibration in mV/V/Ω
- Perfect for use in harsh industrial environments
- Country of Origin: Sri Lanka

## Applications

Platform Scales, Hopper and Tank Scales

## Approvals



## Weigh Modules

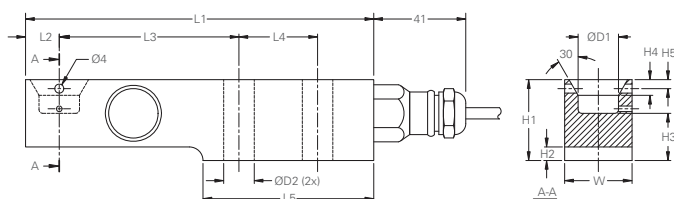
CAS-5205, CAS-5213

Country of Origin: Sri Lanka

Specifications	
Combined Error	≤ +/- 0.0500%*RO
Rated Output (mV/V)	2.00 +/- 0.1%
Nonlinearity	≤ +/- 0.0400%*RO
Hysteresis	≤ +/- 0.0400%*RO
Creep (30 minutes)	≤ +/- 0.0600%*RO
Zero Balance	≤ +/- 5%*RO
Temp. Effect on Min. Dead Load Output	≤ +/- 0.0400%*RO / 10°C
Temp. Effect on Sensitivity	≤ +/- 0.0200%*RO / 10°C
Input Resistance	1100 +/- 50 ohms
Output Resistance	1000 +/- 2 ohms
Insulation Resistance	≥ 5000 Megohms
Excitation Voltage	5...15 V
Compensated Temp. Range	-10°C... +40°C
Operating Temp. Range	-40°C... +80°C (ATEX -40°C... +60°C)
Safe Overload	200%*E <sub>max</sub>
Ultimate Load	300%*E <sub>max</sub>
Cable Length	3m or 4.5m, Shielded, 4 Conductor Cable, Cable Jack Polyurethane
Cable Color Code	
Input	Green +Excitation
	Black -Excitation
Output	White +Signal
	Red -Signal
	Yellow Shield
Seal Type	Complete Hermetic Sealing, IP68 (up to 2m water depth)/IP69K

Mounts/LC

Dimensions (in mm)



## CAS-SB4: Stainless Steel Load Cell

Item #	Capacity	Ship Weight (lb/kg)	List Price
CAS-SB4-1K	1125 lbs	4 lbs	515.00
CAS-SB4-2K	2250 lbs	4 lbs	515.00
CAS-SB4-4K	4500 lbs	4 lbs	515.00
CAS-SB4-11K	11,250 lbs	7 lbs	735.00
CAS-SB4-22k	22,500 lbs	16 lbs	1100.00

Rated Capacity	Dimensions													Mounting Bolts	Torque
	L1	L2	L3	L4	L5	H1	H2	H3	H4	H5	W	D1	D2		
1125/2250/4500	6.10	0.59	3.15	1.38	2.99	1.42	0.24	0.83	0.28	0.16	1.18	0.71	0.51	M12 8.8	90 Nm
11250	7.48	0.83	4.13	1.57	3.66	1.93	0.31	1.12	0.24	0.31	1.69	0.98	0.83	M20 8.8	400 Nm
22500	9.65	1.18	5.31	1.97	4.72	2.87	0.49	1.65	0.39	NA	2.36	1.18	1.06	M24 8.8	700 Nm

# CAS-745 Series



## Load Cell

### SINGLE ENDED SHEAR BEAM

- 500 lb to 10,000 lb Capacities
- Stainless Steel Construction
- Protected up to IP67 standards
- Hermetically Sealed
- Country of Origin: China

## Applications

Perfect for tank, bin, and hopper weighing

## Approvals



## Weigh Modules

CAS-RTM

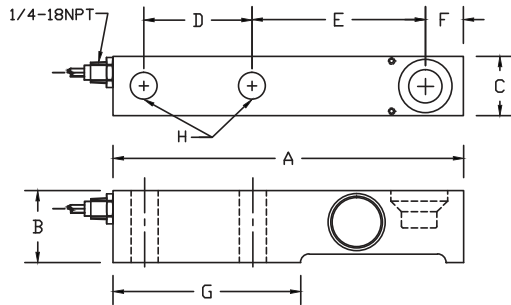
## Interchangeable Products

HBM - THC

Rice Lake - RL30745

Toledo - TB600363 (1.25K), TB600342 (2.5K), TB600261 (4K), TB600364 (10K), TB600343 (5K), TB600529 (500lb), 745 mount

TotalComp - TB745



Rated Capacity	Dimensions							
	A	B	C	D	E	F	G	H
500lb - 4K	5.25	1.19	1.21	1.00	3.00	0.61	2.27	0.51
5K	5.38	1.46	1.46	1.00	3.00	0.73	2.27	0.51
10K	6.75	1.69	1.69	1.50	3.75	0.75	2.91	0.78

Specifications	
Rated Output (mV/V)	2.00 +/- 0.1%
Nonlinearity	+/- 0.03% FS
Hysteresis	+/- 0.02% FS
Repeatability	+/- 0.01% FS
Creep (30 minutes)	+/- 0.02% FS
Zero Balance	+/- 1.00% FS
Temp. Effect on Zero	+/- 0.0027% of rated output/°C
Temp. Effect on Output	+/- 0.0015% of applied output/°C
Input Impedance	385 +/- 10 ohms
Output Impedance	350 +/- 3 ohms
Insulation Resistance	5000 Megohms
Excitation Voltage	10V AC/DC (20V Max)
Compensated Temp. Range	-10°C - +40°C
Operating Temp. Range	-20°C - +60°C
Safe Overload	150% FS
Cable Length	30' Standard
Cable Color Code	
Input	Green +Excitation
	Black -Excitation
Output	White +Signal
	Red -Signal
Seal Type	Environmentally-Sealed, IP 67

### CAS-745: Stainless Steel Load Cell

Item #	Capacity	Ship Weight (lb/kg)	List Price
CAS-745L-500L	500 lb	4 lbs	490.00
CAS-745L-1K	1K	4 lbs	
CAS-745L-1AK	1.25K	4 lbs	
CAS-745L-2AK	2.5K	4 lbs	
CAS-745L-4K	4K	4 lbs	
CAS-745L-5K	5K	4 lbs	670.00
CAS-745L-10K	10K	5 lbs	790.00

# CAS-SB8 Series



## Load Cell

### DOUBLE ENDED SHEAR BEAM

- 10 kg to 500 kg Capacities
- Stainless Steel
- Protected up to IP68 Standards
- Country of Origin: Sri Lanka

### Applications

Platform scales, bench scales, conveyor scales, small hopper and tank weighing systems, bagging machines.

### Approvals



### Weigh Modules

CAS-SB8 with Load Mount

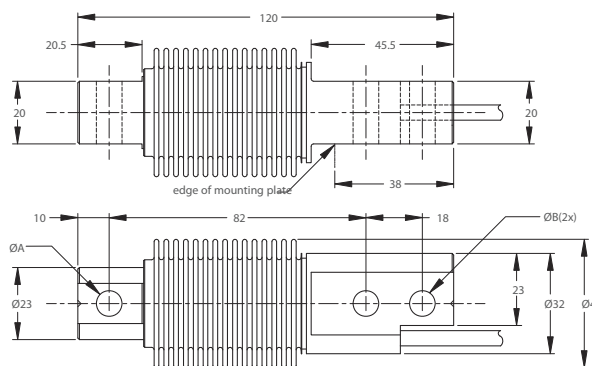
### Interchangeable Products

CAS-  
Artech -

Specifications	
Rated Output (mV/V)	2.00 +/- 0.1%
Nonlinearity	+/- 0.04% RO
Hysteresis	+/- 0.04% RO
Creep (30 minutes)	+/- 0.06% RO
Zero Balance	+/- 5.00% RO
Temp Effect on Min Dead Load Output	+/- 0.04% of rated output/10°C
Temp. Effect on Sensitivity	+/- 0.02% of rated output/10°C
Input Impedance	380 +/- 10 ohms
Output Impedance	350 +/- 5 ohms
Insulation Resistance	5000 Megohms
Excitation Voltage	5...15V
Compensated Temp. Range	-10°C - +40°C
Operating Temp. Range	-40°C - +80°C
Safe Overload	200% Emax
Safe Side Load	100% Emax
Ultimate Overload	300% Emax
Cable Length	3m Shielded, 6 Conductor Cable
Cable Color Code	Green +Excitation / Black -Excitation
	White +Signal / Red -Signal
	Blue +Sense / Brown -Sense
	Yellow Shield
Seal Type	IP68

### CAS-SB8: Stainless Steel Load Cell

Item #	Capacity	Ship Weight (lb/kg)	List Price
CAS-SB8-10L	10 kg	2 bs	625.00
CAS-SB8-20L	20 kg	2 bs	
CAS-SB8-100L	100 kg	2 bs	
CAS-SB8-200L	200 kg	2 bs	
CAS-SB8-250L	250 kg	2 bs	1,225.00
CAS-SB8-500L	500 kg	2 bs	



Rated Capacity	Dimensions			
	A	B	Mounting Bolts	Torque*
10 kg - 250 kg	8.2	8.2	M8 8.8	25 Nm
500 kg	10.5	8.2	M8 10.9	35 Nm

Mounts/LC

# CAS-16 Series



## Load Cell

### DOUBLE ENDED SHEAR BEAM

- 1,000 lb to 125,000 lb Capacities
- Alloy and Stainless Steel Welded Models
- Protected up to IP67 Standards
- Country of Origin: China

### Applications

Designed for use in medium to heavy capacity tanks, hoppers, and bin scales

### Approvals



CAS-16LW Only

### Weigh Modules

CAS-16M

### Interchangeable Products

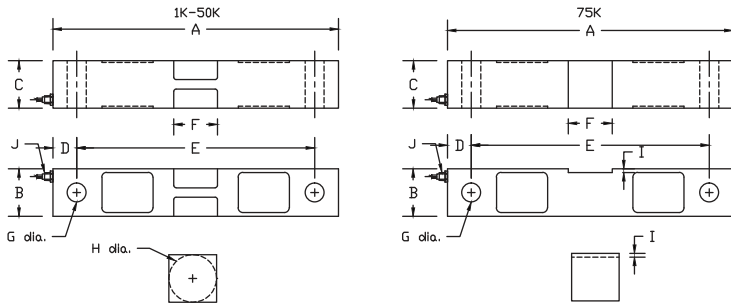
#### CAS-16L

- Artech - 70510
- Celtron - DSR
- Revere - 5203
- Rice Lake - RL75016
- Sensortronics - 65016
- Totalcomp - GDE16
- Totalcomp - TDE16
- Transcell - DBS

#### CAS-16LW

- Celtron - DSR HHS
- Revere - 9203
- Rice Lake - RL75016SS
- Rice Lake - RL75016WHE
- Sensortronics - 65016W
- Sensortronics - 65016WH

Specifications		
Rated Output (mV/V)	3.00 +/- 0.1%	
Nonlinearity	+/- 0.03% FS	
Hysteresis	+/- 0.02% FS	
Repeatability	+/- 0.01% FS	
Creep (30 minutes)	+/- 0.02% FS	
Zero Balance	+/- 1.00% FS	
Temp. Effect on Zero	+/- 0.0027% of rated output/°C	
Temp. Effect on Output	+/- 0.0015% of applied output/°C	
Input Impedance	700 +/- 10 ohms	
Output Impedance	700 +/- 5 ohms	
Insulation Resistance	5000 Megohms	
Excitation Voltage	10V AC/DC (20V Max)	
Compensated Temp. Range	-10°C - +40°C	
Operating Temp. Range	-20°C - +60°C	
Safe Overload	150% FS	
Cable Length	1K - 5K	50' Standard
	10K - 125K	50' Braided Shield
Cable Color Code		
	Input	Green +Excitation
		Black -Excitation
	Output	White +Signal
		Red -Signal
Seal Type	CAS-16L	Environmentally-Sealed, IP 67
	CAS-16LW	Welded-Seal, IP 67



Rated Capacity	Dimensions									
	A	B	C	D	E	F	G	H	I	J
1K - 5K	7.50	1.25	1.25	0.62	6.25	1.15	0.50	1.25	-	1/4 - 18 NPT
10K - 25K	8.75	1.94	1.44	0.62	7.50	2.00	0.81	2.00	-	1/4 - 18 NPT
35K	8.75	2.50	1.50	0.62	7.50	2.00	0.81	2.50	-	1/4 - 18 NPT
50K	13.50	2.94	2.44	1.00	11.50	3.25	1.31	3.00	-	1/2 - 14 NPT
75K	13.50	2.94	2.44	1.00	11.50	3.25	1.31	-	0.17	1/2 - 14 NPT
100K - 125K	18.50	3.94	2.94	1.75	15.00	3.25	1.63	-	0.25	1/2 - 14 NPT

Mounts/LC



CAS-16L: Alloy Steel Load Cell

Item #	Capacity	Ship Weight (lb/kg)	List Price
CAS-16L-1K	1K	6 lbs	546.00
CAS-16L-1AK	1.5K	6 lbs	
CAS-16L-2K	2K	6 lbs	
CAS-16L-2AK	2.5K	6 lbs	
CAS-16L-3K	3K	6 lbs	
CAS-16L-5K	5K	6 lbs	
CAS-16L-10K	10K	12 lbs	624.75
CAS-16L-15K	15K	12 lbs	
CAS-16L-20K	20K	12 lbs	
CAS-16L-25K	25K	12 lbs	
CAS-16L-35K	35K	12 lbs	
CAS-16L-50K	50K	27 lbs	929.78
CAS-16L-75K*	75K	27 lbs	
CAS-16L-100K*	100K	58 lbs	1,264.73
CAS-16L-125K*	125K	58 lbs	

\*Has square center

CAS-16LW: Stainless Steel Welded Load Cell

Item #	Capacity	Ship Weight (lb/kg)	List Price
CAS-16LW-1K	1K	6 lbs	650.00
CAS-16LW-1AK	1.5K	6 lbs	
CAS-16LW-2K	2K	6 lbs	
CAS-16LW-2AK	2.5K	6 lbs	
CAS-16LW-3K	3K	6 lbs	
CAS-16LW-5K	5K	6 lbs	
CAS-16LW-10K	10K	12 lbs	725.00
CAS-16LW-15K	15K	12 lbs	
CAS-16LW-20K	20K	12 lbs	
CAS-16LW-25K	25K	12 lbs	
CAS-16LW-35K	35K	12 lbs	
CAS-16LW-50K	50K	27 lbs	1,450.00
CAS-16LW-75K*	75K	27 lbs	

\*Has square center

# CAS-58 Series



## Load Cell

### DOUBLE ENDED SHEAR BEAM

- 10,000 lb to 125,000 lb Capacities
- Alloy Steel Construction
- Protected up to IP67 Standards
- Country of Origin: China

### Applications

Tank, Bin, & Hopper Weighing, Silo Weighing, Batching, Blending, Mixing, and Inventory Monitoring

### Approvals



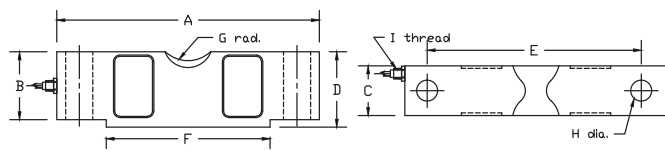
### Weigh Modules

CAS-TSA

### Interchangeable Products

- |                     |                        |
|---------------------|------------------------|
| Artech - 70310      | Sensortronics - 65058A |
| Celtron - CLB       | Teda - 4158            |
| Revere - 5303       | Totalcomp - TDE58      |
| Rice Lake - RL75058 |                        |

Specifications	
Rated Output (mV/V)	3.00 +/- 0.1%
Nonlinearity	+/- 0.03% FS
Hysteresis	+/- 0.02% FS
Repeatability	+/- 0.01% FS
Creep (30 minutes)	+/- 0.02% FS
Zero Balance	+/- 1.00% FS
Temp. Effect on Zero	+/- 0.0027% of rated output/°C
Temp. Effect on Output	+/- 0.0015% of applied output/°C
Input Impedance	700 +/- 10 ohms
Output Impedance	700 +/- 5 ohms
Insulation Resistance	5000 Megohms
Excitation Voltage	10V AC/DC (20V Max)
Compensated Temp. Range	-10°C - +40°C
Operating Temp. Range	-20°C - +60°C
Safe Overload	150% FS
Cable Length	50' Braided Shield
Cable Color Code	
Input	Green +Excitation
	Black -Excitation
Output	White +Signal
	Red -Signal
Seal Type	Environmentally-Sealed, IP 67



Rated Capacity	Dimensions								
	A	B	C	D	E	F	G	H	I
10K - 25K	7.75	1.70	1.69	1.94	6.50	5.00	0.75	0.68	1/4 - 18 NPT
40K - 50Kse	10.25	2.10	1.94	2.44	8.50	6.39	1.00	0.81	1/4 - 18 NPT
50K - 75K	10.25	2.65	2.44	2.94	8.50	6.39	1.00	1.06	1/2 - 14 NPT
100K - 125K	15.25	3.43	2.90	3.86	12.75	9.00	1.50	1.62	1/2 - 14 NPT

### CAS-58: Alloy Steel Load Cell

Item #	Capacity	Ship Weight (lb/kg)	List Price
CAS-58L-10K*	10K	11 lbs	651.00
CAS-58L-20K*	20K	11 lbs	
CAS-58L-25K	25K	11 lbs	
CAS-58L-40K	40K	16 lbs	782.25
CAS-58L-50SK	50Kse	16 lbs	
CAS-58L-50K	50K	22 lbs	861.00
CAS-58L-60K	60K	22 lbs	
CAS-58L-75K	75K	22 lbs	
CAS-58L-100K	100K	45 lbs	1,627.50
CAS-58L-125K	125K	45 lbs	

\*Non-NTEP

# CAS-5103 Series



## Load Cell

### DOUBLE ENDED SHEAR BEAM

- 5,000 lb to 250,000 lb Capacities
- Alloy Steel and Stainless Steel Welded Models
- Protected up to IP67 Standards
- Country of Origin: China

### Applications

Medium to High Capacity Weighing Systems, Tanks, Hoppers, Vehicle, & Rail Track Scales

### Approvals



CAS-5103 Only CAS-5103LW Only

### Weigh Modules

CAS-03M

### Interchangeable Products

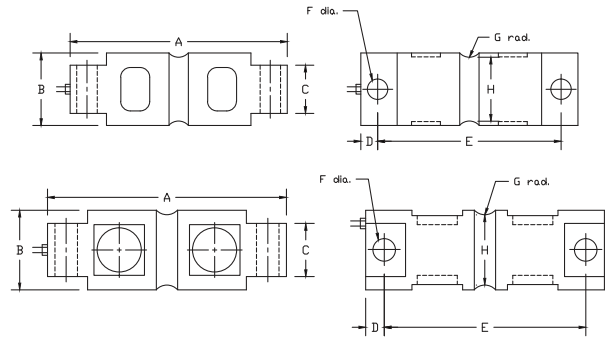
#### CAS-5103L

Artech - 70210  
 Revere - 5103  
 Rice Lake - RL70000  
 Totalcomp - GDE03, TDE03

#### CAS-5103LW

Artech - SS70210  
 Revere - 9103  
 Rice Lake - RL70000SS  
 Rice Lake - RL710000 HE

Specifications		
Rated Output (mV/V)	3.00 +/- 0.1%	
Nonlinearity	+/- 0.03% FS	
Hysteresis	+/- 0.02% FS	
Repeatability	+/- 0.01% FS	
Creep (30 minutes)	+/- 0.02% FS	
Zero Balance	+/- 1.00% FS	
Temp. Effect on Zero	+/- 0.0027% of rated output/°C	
Temp. Effect on Output	+/- 0.0015% of applied output/°C	
Input Impedance	700 +/- 10 ohms	
Output Impedance	700 +/- 5 ohms	
Insulation Resistance	5000 Megohms	
Excitation Voltage	10V AC/DC (20V Max)	
Compensated Temp. Range	-10°C - +40°C	
Operating Temp. Range	-20°C - +60°C	
Safe Overload	150% FS	
Cable Length	CAS-5103	60' Braided Shield
	CAS-5103-SSW	50' Braided Shield
Cable Color Code	Input	Green +Excitation
		Black -Excitation
	Output	White +Signal
		Red -Signal
Seal Type	CAS-5103	Environmentally-Sealed, IP 67
	CAS-5103-SSW	Stainless Steel Welded



Rated Capacity	Dimensions							
	A	B	C	D	E	F	G	H
5K - 10K	8.12	1.70	1.12	0.62	6.88	0.66	0.50	1.48
20K	8.12	1.95	1.12	0.62	6.88	0.66	0.50	1.48
30K - 60K	10.25	3.00	2.37	0.88	8.50	1.06	1.00	2.73
100K	11.25	3.50	2.50	0.88	9.50	1.06	1.50	3.24
150K	11.25	3.90	2.80	0.88	9.50	1.06	1.50	3.64
200K - 250K	16.10	5.38	4.60	1.55	13.00	1.56	2.00	5.17

### CAS-5103L: Alloy Steel Load Cell

Item #	Capacity	Ship Weight (lb/kg)	List Price
CAS-5103L-5K	5K	9 lbs	682.50
CAS-5103L-10K	10K	9 lbs	
CAS-5103L-20K	20K	9 lbs	
CAS-5103L-30K	30K	20 lbs	787.50
CAS-5103L-40K	40K	20 lbs	
CAS-5103L-50K	50K	20 lbs	
CAS-5103L-60K	60K	20 lbs	
CAS-5103L-100K	100K	29 lbs	1,522.50
CAS-5103L-150K	150K	39 lbs	
CAS-5103L-200K	200K	96 lbs	2,887.50
CAS-5103L-250K	250K	96 lbs	

### CAS-5103LW: Stainless Steel Welded Load Cell

Item #	Capacity	Ship Weight (lb/kg)	List Price
CAS-5103LW-10K	10K	9 lbs	920.00
CAS-5103LW-20K	20K	9 lbs	
CAS-5103LW-30K	30K	9 lbs	1,075.00
CAS-5103LW-40K	40K	20 lbs	
CAS-5103LW-50K	50K	20 lbs	
CAS-5103LW-60K	60K	20 lbs	

# CAS-Q50 Series



## Load Cell

### PANCAKE

- 1,000 lb to 60,000 lb Capacities
- Smooth surfaces and no wells to hold contamination
- Easy to clean, low profile, compact sensor offering light to high capacity weighing capabilities for clean-in-place and sterilize-in-place food, pharmaceutical, and chemical environments.
- Protected up to IP68 Standards with Complete Hermetic Seal
- Country of Origin: Sri Lanka

### Applications

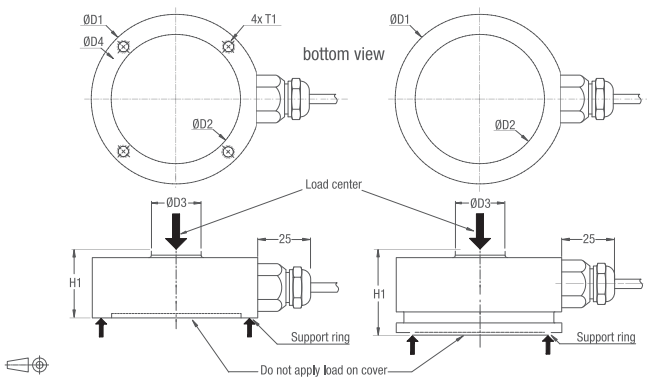
Vessel & silo weighing systems  
 High capacity platforms  
 General test and measurement tasks.

### Approvals



### Weigh Modules

CAS-6620



Rated Capacity	Dimensions					
	H1	D1	D2	D3	D4	T1
1K - 10K	32.5	80	62	16	70	M6 x 1, 8 deep
20K	42	95	75	29	-	-
40K - 60K	54	120	87.5	42.5	-	-

Specifications	
Rated Output (mV/V)	2.00 +/- 0.1%
Calibration in mV/V/Ω	+/- 0.05% FS
Min. Dead Load Output Return	+/- 0.05% RO
Combined Error	+/- 0.25% RO
Creep (30 minutes)	+/- 0.06% RO
Zero Balance	+/- 5.00% RO
Temp. Effect on Min. Dead Load output	+/- 0.04% of rated output/°C
Temp. Effect on Sensitivity	+/- 0.02% of rated output/°C
Input Impedance	366 +/- 10 ohms
Output Impedance	351 +/- 2 ohms
Insulation Resistance	>=5000 Megohms
Excitation Voltage	5...15V
Compensated Temp. Range	-10°C - +40°C
Operating Temp. Range	-20°C - +65°C
Safe Overload	200% Emax
Ultimate Overload	300% Emax
Cable Length	5m up to 20K / 10m 40K - 60K
Cable Color Code	Green +Excitation
	Black -Excitation
	White +Signal
	Red -Signal
	Yellow Shield
Seal Type	IP68 (up to 2m water depth) / IP69K

### CAS-Q50: Stainless Steel Load Cell

Item #	Capacity	Ship Weight (lb/kg)	List Price
CAS-Q50-1K	1K	3 lbs	625.00
CAS-Q50-2K	2K	3 lbs	
CAS-Q50-4K	4K	3 lbs	
CAS-Q50-10K	10K	3 lbs	
CAS-Q50-20K	20K	4 lbs	1,225.00
CAS-Q50-40K	40K	8 lbs	
CAS-Q50-60K	60K	8 lbs	2,125.00

# CAS-412 Series



## Load Cell

### CANISTER LOAD CELL

- Capacities ranging from 10,000 lbs to 50,000 lbs
- Low Profile, all Stainless Steel Canister Assembly
- Hermetically Sealed Load Cell - IP67 rated
- Self checking with integral mounting plates
- Country of Origin: China

### Applications

Tanks, Bin & Hopper Weighing, Silo, Batching, and Blending

### Approvals

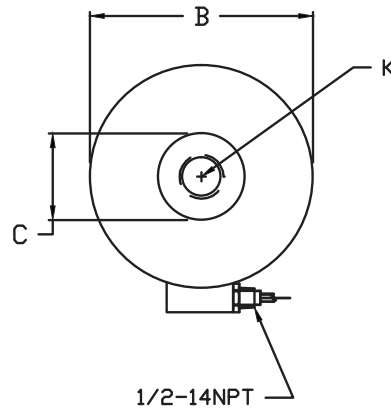
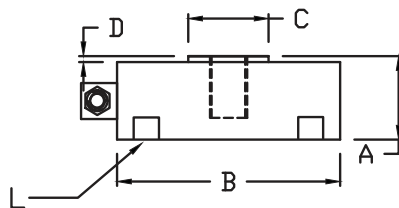


### Weigh Modules

CAS-412M

### CAS-412: Stainless Steel Load Cell

Item #	Capacity	Ship Weight (lb/kg)	List Price
CAS-412-10K	10K	12 lbs	1,039.50
CAS-412-15K	15K	12 lbs	
CAS-412-20K	20K	12 lbs	
CAS-412-25K	25K	12 lbs	
CAS-412-30K	30K	22 lbs	
CAS-412-50K	50K	22 lbs	



Rated Capacity	Dimensions					
	A	B	C	D	K	L
10K - 25K	2.18	4.50	1.62	0.50	3/4 - 16UNF x 1.00 deep	3/8 - 24UNF x 1.00 deep
30K - 50K	2.51	4.50	1.62	0.50	3/4 - 16UNF x 1.00 deep	3/8 - 24UNF x 1.00 deep

Mounts/LC

# CAS-SP9 Series



## Load Cell

### CANISTER LOAD CELL

- Capacities ranging from 1,000 lbs to 250,000 lbs
- All Stainless Steel Construction
- Hermetically sealed canister load cell with two attached mounting plates
- Country of Origin: China

### Applications

Use with storage silos, bins, and tanks.

### Approvals



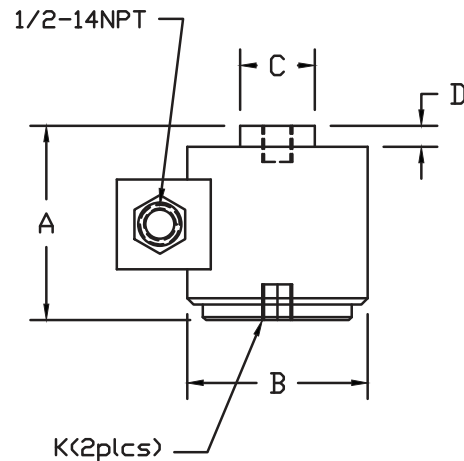
### Weigh Modules

CAS-SP9M

### CAS-SP9: Stainless Steel Load Cell

Item #	Capacity	Ship Weight (lb/kg)	List Price
CAS-SP9-1K	1K	6 lbs	1,039.50
CAS-SP9-2K	2K	6 lbs	
CAS-SP9-5K	5K	6 lbs	
CAS-SP9-10K	10K	6 lbs	
CAS-SP9-20K	20K	6 lbs	
CAS-SP9-25K	25K	6 lbs	
CAS-SP9-50K	50K	6 lbs	1,155.00
CAS-SP9-100K	100K	13 lbs	
CAS-SP9-150K	150K	32 lbs	1,617.00
CAS-SP9-200K	200K	32 lbs	
CAS-SP9-250K	250K	32 lbs	

Rated Capacity	Dimensions				
	A	B	C	D	K
1K - 50K	3.25	3.00	1.25	0.35	1/2-20UNF x .50
100K	5.00	4.00	2.31	0.55	1/2-20UNF x .50
150K - 200K	7.25	6.00	3.00	1.10	1/2-20UNF x .50



Mounts/LC

# CAS-94 Series



## Load Cell

### CANISTER LOAD CELL

- 50,000 lb to 300,000 lb Capacities
- Alloy Steel and Stainless Steel Models
- Protected up to IP67 Standards
- Country of Origin: China

### Applications

Tanks, Bin & Hopper Weighing, Silo, Batching, and Blending

### Approvals



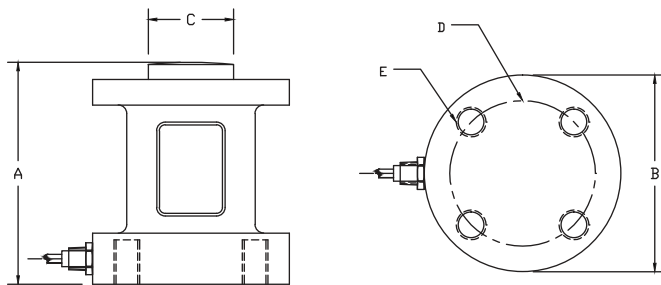
### Weigh Modules

CAS-94M

### Interchangeable Products

Sensortronics - 65094

Specifications	
Rated Output (mV/V)	2.00 +/- 0.1%
Nonlinearity	+/- 0.05% FS
Hysteresis	+/- 0.03% FS
Repeatability	+/- 0.01% FS
Creep (30 minutes)	+/- 0.03% FS
Zero Balance	+/- 1.00% FS
Temp. Effect on Zero	+/- 0.0027% of rated output/°C
Temp. Effect on Output	+/- 0.0015% of applied output/°C
Input Impedance	385 +/- 10 ohms
Output Impedance	350 +/- 5 ohms
Insulation Resistance	5000 Megohms
Excitation Voltage	10V AC/DC (20V Max)
Compensated Temp. Range	-10°C - +40°C
Operating Temp. Range	-20°C - +60°C
Safe Overload	150% FS
Cable Length	50' Braided Shield
Cable Color Code	
Input	Green +Excitation
	Black -Excitation
Output	White +Signal
	Red -Signal
Seal Type	Environmentally-Sealed, IP 67



Rated Capacity	Dimensions				
	A	B	C	D	E
50K	3.25	2.88	1.25	2.00	3/8 - 24UNF x 0.40 deep
100K	5.00	3.94	2.31	3.00	1/2 - 20UNF x 0.88 deep
200K	6.62	5.94	3.00	5.00	3/4 - 16UNF x 0.88 deep
300K	7.00	5.94	3.00	5.00	3/4 - 16UNF x 0.88 deep

### CAS-94L: Alloy Steel Load Cell

Item #	Capacity	Ship Weight (lb/kg)	List Price
CAS-94L-50K	50K	9 lbs	970.20
CAS-94L-100K	100K	15 lbs	981.75
CAS-94L-200K	200K	36 lbs	1,443.75
CAS-94L-300K	300K	36 lbs	

### CAS-94LS: Stainless Steel Load Cell

Item #	Capacity	Ship Weight (lb/kg)	List Price
CAS-94LS-50K	50K	9 lbs	1,258.95
CAS-94LS-100K	100K	15 lbs	1,533.00
CAS-94LS-200K	200K	37 lbs	2,152.50
CAS-94LS-300K	300K	37 lbs	

Mounts/LC